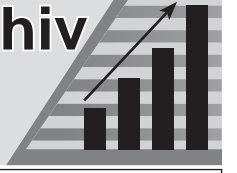




# Janata Sahakari Bank Ltd; Dharashiv

Multistate Co-Op. Bank

81<sup>th</sup> Annual Report 2024-25



## जनता सहकारी बँक लिमिटेड, धाराशिव

(बहुराज्यीय को-ऑप. बँक)

मुख्य कार्यालय : - २४/२८-३०, २४/३३-३८, सोलापुर रोड, धाराशिव - ४१३ ५०१

### वार्षिक सर्वसाधारण सभेची नोटीस

(फक्त बँकेच्या सभासदांसाठी)

बँकेच्या सर्व सभासदांना सुचित करण्यात येते कि, बँकेची ८१ वी वार्षिक सर्वसाधारण सभा दिनांक १७/०८/२०२५ रोजी ठीक दुपारी ०१.०० वाजता बँकेचे अध्यक्ष **मा.श्री. वसंत संभाजीराव नागदे** यांच्या अध्यक्षतेखाली धाराशिव येथे खालील विषयावर विचारविनीमय करण्याकरीता आयोजित केली आहे. तरी सर्व सभासदांनी सभेस वेळेवर उपस्थित रहावे ही विनंती.

**सभेचे स्थळ : - श्री संत ज्ञानेश्वर मंदिर सभागृह, धाराशिव.**

#### सभेपुढील विषय

- दिनांक २३/०६/२०२४ रोजी झालेल्या ८० व्या वार्षिक सर्वसाधारण सभा व दि.०६/१०/२०२४ रोजी झालेल्या विशेष सर्वसाधारण सभा या दोन्ही सभेचे इतिवृत्त वाचून कायम करणे.
- ३१ मार्च २०२५ अखेरचा अहवाल, नफा-तोटा पत्रक व ताळेबंद पत्रक स्वीकारणे व मंजुरी देणे.
- सन २०२४-२५ सालची निव्वळ नफा विभागणी मा. संचालक मंडळाचे शिफारशी प्रमाणे मंजूर करणे.
- साल सन २०२४-२५ मध्ये अंदाज पत्रकापेक्षा जास्त झालेल्या खर्चास मंजुरी देणे.
- मा. संचालक मंडळाने सुचवलेल्या साल सन २०२५-२६ च्या अंदाजपत्रकास मंजुरी देणे.
- साल सन २०२३-२४ लेखापरिक्षण दोष-दुरुस्ती अहवालास मान्यता देणे व साल सन २०२४-२५ अखेरचा लेखापरिक्षण अहवाल स्विकारणे.
- मा. वैधानिक लेखापरिक्षक यांनी प्रमाणीत केलेल्या साल सन २०२४-२५ मध्ये एक रक्कमी कर्ज परतफेड / तडजोड योजने अंतर्गत दिलेल्या माफीस मान्यता देवून नोंद घेणे बाबत.
- बँकेचे संचालक व त्यांचे नातेवाईकांना दिलेल्या कर्जाची नोंद घेणे.
- मा. आर.बी.आय.च्या निर्देशानुसार साल सन २०२५-२६ या सालाकरीता वैधानिक लेखा परिक्षकाची नेमणूक करणे व त्यांचा मेहनताना ठरवण्याचा अधिकार संचालक मंडळास देणे.
- पोटनयिम दुरुस्तीस मान्यता देणे बाबत.
- मा. अध्यक्षीय समितीने येणारे ऐन वेळेचे विषय.

**स्थळ : धाराशिव**

**दिनांक : ०१/०८/२०२५**

**मा. संचालक मंडळाच्या आदेशावरून**

**(डॉ. संजय श्रीरंगराव घोडके)**

मुख्य कार्यकारी अधिकारी

**जनता सहकारी बँक लिमिटेड, धाराशिव**

**सुचना:-** सभेसाठी निश्चित केलेल्या वेळेपासून आध्यां तासाच्या आत जर गणसंख्या पूर्ण झाली नाही तर सभा स्थगित केली जाईल व अशी स्थगित सभा त्याच दिवशी, दुपारी १ वाजून ३० मिनिटांनी घेतली जाईल. या स्थगित सभेस गणपूतीची व वेगळ्या सूचनेची आवश्यकता राहणार नाही.

- सभासदांनी वार्षिक सर्वसाधारण सभेस येताना आपल्या अहवालाची प्रत सोबत आणणे आवश्यक आहे.
- सभासदांना वार्षिक सर्वसाधारण सभेपुढे काही प्रश्न/सुचना मांडावयाच्या असतील तर त्यांनी त्या दिनांक १२/०८/२०२५ पर्यंत कामकाजाच्या वेळेत, बँकेच्या मुख्य कार्यालयात लेखी स्वरूपात द्याव्यात.
- सभासदांनी नांव, पत्ता अथवा गॅमिनी बदलला असल्यास त्याची बँकेच्या मुख्य कार्यालयात शेअर्स विभागात नोंद करून घ्यावी.
- बँकेच्या भागाची दर्शनी किंमत रुपये ५०० असून ज्या सभासदांचे भाग अपूर्ण आहेत त्या सभासदांनी भागाची किंमत रुपये ५०० च्या पटीत करून घ्यावी.

## Janata Sahakari Bank Limited, Dharashiv

(Multistate Co-Op. Bank)

Head Office : - 24/28-30, 24/33-38, Solapur Road,

Dharashiv: - 413 501

### Notice of Annual General Meeting

(Only for the Member of the Bank)

All members of the bank are hereby informed that, 81<sup>th</sup> Annual General Meeting of the Bank will be held on 17/08/2025 at 01.00 P.M. at Dharashiv under the Chairmanship of **Hon. Shri Vasant Sambhajirao Nagde**, Chairman of the Bank, to transact the following business. Hence all Members are kindly requested to attend this meeting in time.

**Venue of the Meeting:- Shri Sant Dnyaneshwar Mandir Sabhagruh, Dharashiv**

#### Agenda of the Meeting:

- To read and approve the minutes of the 80th Annual General Meeting held on 23/06/2024 and the Special General Meeting held on 06/10/2024.
- Acceptance and approval of the annual report, Profit and Loss Account Statement and Balance Sheet for the year end of March 31, 2025.
- To approve the appropriation of net profit for the year 2024-25 as recommendation of the Board of Directors.
- To approve the expenditure in excess of the budget in the year 2024-25.
- To approve the budget for the year 2025-26 as suggested by the Board of Directors.
- To approve the audit rectification report for the year 2023-24 and accept the final audit report for the FY 2024-25.
- Regarding the approval and take note of the waiver granted under the loan repayment/compromise settlement scheme in the FY 2024-25 as certified by the Hon'ble Statutory Auditor.
- To record the loans granted to bank directors and their relatives.
- To appoint the Statutory Auditor for the year 2025-26 as directed by the Hon'ble RBI and empower the Board of Directors to fix their remuneration.
- Regarding approval of amendment of bye-laws.
- Timely subjects to come with the consent of Hon'ble Chairman

**Place:- Dharashiv**

**By order of the Board of Directors**

**Date:- 01.08.2025**

**(Dr. Sanjay Shrirangrao Ghodke)**

Chief Executive Officer

**JanataSahakari Bank Limited, Dharashiv**

**Note:-** If within half an hour from the time scheduled for the meeting, the quorum is not present, the meeting shall stand adjourned and this adjourned meeting shall be held at 1.30 p.m. on the same day and same place. This adjourned meeting will not require any separate notice or quorum.

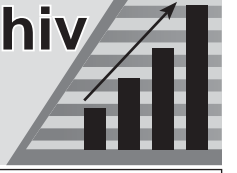
- It is necessary that the members should bring their copy of Annual Report while coming to the Annual general meeting.
- Members who wish to have any additional information or those who wish to make any suggestions should submit their request in writing at the Head Office of the Bank on or before 12.08.2025, during office hours.
- Any Change in the Name, Address or Nomination of the member should be intimated in writing immediately to the Shares Department situated at Head Office of the Bank.
- The face value of the bank share is Rs 500 and themembers with partially paid shares should remit the remaining amount in multiple of Rs500.



# Janata Sahakari Bank Ltd; Dharashiv

Multistate Co-Op. Bank

81<sup>th</sup> Annual Report 2024-25



## जनता सहकारी बँक लिमिटेड, धाराशिव

(बहुराज्यीय को-ऑप, बँक)

मुख्य कार्यालय : - २४/२८-३०, २४/३३-३८,

सोलापुर रोड, धाराशिव - ४१३ ५०१

### ८१ वा वार्षिक अहवाल

सन्माननीय सभासद बंधु भगिनीनो,

बँकेच्या ८१ व्या वार्षिक सर्वसाधारण सभेस उपस्थित सर्व सन्माननीय सभासदांचे मी मनःपूर्वक स्वागत करतो. आपणा सर्वांचा बँकेवर असलेला विश्वास सार्थ ठरविण्यासाठी संचालक मंडळाने जाणीवपूर्वक केलेल्या प्रयत्नास आपण सर्वांनी सहकार्य केले याचा मला सार्थ अभिमान वाटतो.

संचालक मंडळाच्या या प्रयत्नामुळे आपली बँक सतत नफ्यात आहे व या आर्थिक वर्षातही नफ्यात आहे. बँकेची प्रगती यापुढील काळातही अशीच राहील असा आम्हाला ठाम विश्वास आहे. आपण सर्व ठेवीदार, खातेदार, हितचिंतक व बँकेच्या कर्मचाऱ्यांनी बँकेप्रति जो विश्वास, प्रेम, सहकार्य दिल्यामुळे आपल्या बँकेने खातेदार, ग्राहकांना चांगली व जलद सेवा उपलब्ध करून देण्यासाठी कोअर बँकींग प्रणाली कार्यान्वीत केलेली आहे. आपल्या सर्वांचे असेच सहकार्य यापुढेही अबाधित राहील, अशी अपेक्षा मी व्यक्त करतो.

### श्रद्धांजली :-

अहवाल वर्षात बँकेचे संचालक कै. सुभाषराव व गोविंदपूरकर, सभासद, ग्राहक, कर्मचारी हितचिंतक त्याचप्रमाणे राष्ट्रीय-आंतरराष्ट्रीय किर्तीच्या थोर विभुती, शहीद झालेले जवान हे पंचतत्वात विलीन झाले, त्यांच्या पवित्र स्मृतीस आमची भावपूर्ण श्रद्धांजली.

### अहवाल सालातील बँकेच्या व्यवहाराची वैशिष्ट्ये :-

सन २०२४-२५ मध्ये बँकेचा एकूण व्यवहार रु. ३१४६ कोटीपेक्षा अधिक झालेला आहे, अहवाल सालात बँकेने ४५०७.३५ लाख नफा मिळवला आहे.

अनु क्र.	तपशील	(रुपये लाखात)	
		३१.०३.२०२५	३१.०३.२०२४
१	भागभांडवल	७९६८.४९	७५९४.६६
२	निधी	४९८३४.४५	४६०९८.४२
३	ठेवी	१८७६६५.९९	१८५५९५.६२
४	कर्ज	१२७०९०.८६	११७५२६.८८
५	निव्वळ नफा	४५०७.३५	३८४५.४८
६	एकुण उलाढाल	३१४६७६.८५	३०३०४२.५०
७	डोबळ एन.पी.ए.	१७.२९%	२१.२६%
८	निव्वळ एन.पी.ए.	०.००%	०.००%

## Janata Sahakari Bank Limited, Dharashiv

(Multistate Co - Op. Bank)

Head Office : - 24/28-30, 24/33-38, Solapur Road,

Dharashiv : - 413 501

### 81<sup>th</sup> Annual Report

Hon'ble Members, Brothers and Sisters,

I cordially welcome to all the Hon'ble Members present for the 81th Annual general body meeting of the bank. I am proud for Co-operation of all members to Board of directors in their conscious effort for fulfilling your faith over the bank.

Our bank, due to this effort of Board of Director, the bank has recorded in profit every year consecutively and also is in profit in this financial year. I have confidence that growth of our bank will remain the same in future. Our bank, due to the faith, love, co-operation which is given by the members, depositors, account holders, well wishers and employees of the bank, has started the core banking system to make available better and faster banking service to our members, customers, I hope the same co-operation from all of you remains forever in future.

### Obituary:-

We pay our heartfelt tribute to the late Director Subhashrao V. Govindpurkar, members, customers, well wishers, as well as the great personalities with national and international repute and the brave soldiers-martyrs who lost their lives during the year of this Annual Report.

### Performance of the Banking Business in the Financial Year

Banking business of the bank is Rs . 3146 Crores in the Financial Year 2024-25 and the bank has earned Profit of Rs . 4507.35 Lakh in this financial Year.

(Rs. In Lakh)

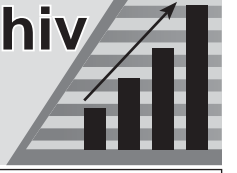
Sr. No.	PERTICULAR	Amount Rupees in Lakhs	
		31.03.2025	31.03.2024
1	Share Capital	7968.49	7514.66
2	Reserves	49834.45	46098.42
3	Deposits	187665.99	185515.62
4	Loans & Advances	127010.86	117526.88
5	Net Profit	4507.35	3845.48
6	Total Business	314676.85	303042.50
7	Gross NPA	17.29%	21.26%
8	Net NPA	0.00%	0.00%



# Janata Sahakari Bank Ltd; Dharashiv

Multistate Co-Op. Bank

81<sup>th</sup> Annual Report 2024-25



## सभासद व भाग भांडवल:-

बँकेचे अधिकृत भाग भांडवल रु. १००.०० कोटी असून, दिनांक ३१ मार्च २०२५ रोजी संपणाऱ्या आर्थिक वर्षाअखेर वसुल भाग भांडवल रु. ७९.६८ कोटी इतके झाले आहे. भाग-भांडवलामध्ये ६.०४ % वाढ झाली वर्षाअखेर सभासद संख्येत २५८४ ने वाढ होऊन सभासद संख्या ७८२७९ इतकी झाली आहे.

## निधी :-

बँकेचा निधी हे बँकेच्या आर्थिक सुदृढतेचे व स्थैर्याचे मोजमाप आहे दिनांक ३१ मार्च २०२५ रोजी संपणाऱ्या आर्थिक वर्षाअखेर बँकेचा निधी रु.४९८.३४ कोटी एवढा झाला आहे. निधीमध्ये ८.१० % वाढ झाली.

## ठेवी :-

गतवर्षी बँकेच्या ठेवी रु. १८५५.१५ कोटी होत्या. दिनांक ३१ मार्च २०२५ रोजी संपणाऱ्या आर्थिक वर्षाअखेर बँकेच्या ठेवी रु. १८७६.६६ कोटी इतक्या झाल्या आहेत. तसेच ठेव विमा योजनेकरिता डी.आय.सी.जी.सी. कडे नियमित हप्ता भरलेला आहे

## गुंतवणूक:-

अहवाल वर्षात सुरुवातीस बँकेची गुंतवणूक रु. १११३.०१ कोटी होती दिनांक ३१.०३.२०२५ रोजी संपणाऱ्या आर्थिक वर्षाअखेर बँकेची गुंतवणूक रु. १०९६.६३ कोटी झाली असून गतवर्षीच्या तुलनेत १.४७ % ने घट झाली आहे. अहवाल वर्षात रिझर्व्ह बँकेच्या निकषानुसार एस.एल.आर. साठीची गुंतवणूक आवश्यकतेपेक्षा जास्त केलेली आहे.

## कर्ज:-

सुरुवातीपासून आजपर्यंत बँकेने उद्योजकांना, लघुउद्योजकांना समाजातील लहान-मोठ्या व्यापाऱ्यांना, शेतकऱ्यांना कर्ज वाटप केले आहे. दि. ३१.०३.२०२४ अखेर कर्ज वाटप रुपये ११७५.२७ कोटी इतके होते. दि. ३१.०३.२०२५ रोजी संपणाऱ्या आर्थिक वर्षाअखेर बँकेने रु. १२७०.११ कोटी इतके कर्ज वाटप केले आहे. रिझर्व्ह बँकेच्या धोरणानुसार अग्रक्रम क्षेत्रात ८७.७४ % व दुर्बल घटकांना १२.१८ % कर्ज वाटप केले आहे.

## Members & Share Capitals:

The Authorized share capital of the bank is 100 crores. The paid up Share Capital as on 31<sup>st</sup> March 2025 is Rs.79.68 Crores. Share Capital increased by 6.04%. At the end of the financial year. The increase in the members by 2584 and the number of members have reached to 78279.

## Reserves:

Funds of the bank is a parameter of it's financial soundness and stability. As on 31<sup>st</sup> March 2025 Bank's fund are Rs. 498.34 crores. Hence increase in the reserves by 8.10%.

## Deposits:

Last Year bank Deposit was of Rs. 1855.15 crores. At the end of the financial year as on 31<sup>st</sup> march 2025 the deposits are Rs. 1876.66 crores Bank has regularly paid the premium of DICGC towards the scheme of deposit Insurance.

## Investment:

At the beginning of the reporting year the bank's investment was Rs. 1113.01 crores. As on 31<sup>st</sup> march 2025 at the end of financial year the banks investment is of Rs. 1096.63 crores, in comparison of last year the decrease is 1.47 %. Bank has made proper SLR investment in the report year as per prescribed limit of RBI.

## Loans and advances:

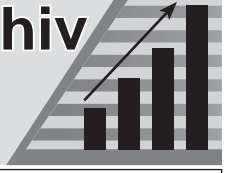
From the beginning to till today bank has provided finance to Entrepreneurs, small scale Industries, farmers and the small and big traders, weaker and needy constituents in the society. In last year the disbursed loans were of Rs. 1175.27crores. At the end of financial year as on 31.03.2025 the loans have increased by Rs. 1270.11crores.. As per policies of Reserve Bank of India the disbursement of loans in priority sector is 87.74 % and for weaker section 12.18%.



# Janata Sahakari Bank Ltd; Dharashiv

Multistate Co-Op. Bank

81<sup>th</sup> Annual Report 2024-25



## थकबाकी :-

बँकेच्या प्रगतीमध्ये वाढती थकबाकी सर्वात मोठी बाधा ठरू शकते. आपल्या बँकेने थकबाकी वसुलीच्या कामास प्रथम प्राधान्य दिले असून त्यादृष्टीने बँकेचे वसुली अधिकारी, इतर अधिकारी व कर्मचारीवर्ग प्रयत्नशील आहेतच, मात्र आमच्या प्रयत्नांना सभासदांच्या सहकार्याची साथ मिळाल्याशिवाय उद्दिष्टपूर्ती होऊ शकणार नाही.

दिनांक ३१.०३.२०२५ रोजी संपणाऱ्या आर्थिक वर्षाअखेर निव्वळ एन.पी.ए. चे प्रमाण ०.००% इतके झालेले आहे. तरी या प्रसंगी थकबाकीदार सभासदांना विनंती करतो की, त्यांचेकडील येणे असलेल्या थकीत कजाची व व्याजाची रक्कम बँकेत वेळेवर भरणा करून यापुढेही सहकार्य करावे. सभासदांनी कर्ज वसुलीस सहकार्य केल्यास व वेळेवर कर्ज परतफेड केल्यास बँकेची आर्थिक स्थिती याहीपेक्षा जास्त मजबूत होईल.

## तडजोड / एक रक्कमी कर्ज परतफेड योजने अंतर्गत दिलेली सुट:

आर्थिक वर्ष २०२४-२५ मध्ये बँकेने एक रक्कमी कर्ज परतफेड योजनेअंतर्गत एकही कर्जदार सभासदास मुदलामध्ये सुट दिलेली नसून तडजोड योजने अंतर्गत २५७ कर्जदार सभासदास व्याज व दंडव्याजात रुपये ८७०.५५ लाख सुट दिलेली आहे.

## संचालक मंडळ व त्यांच्या नातेवाईकास दिलेले कर्ज:

बँकेच्या सभासदांना व ग्राहकांना अत्यंत सौजन्यपूर्वक वागणुक व सातत्याने सेवा देऊन बँकेची प्रगती करण्यामागे संचालक मंडळ व कर्मचारी वर्गाचा सिंहाचा वाटा आहे. चालू आर्थिक वर्षाअखेर कोणतेही संचालकांच्या नातेवाईकांना कर्ज दिलेले नाही.

## नफा :-

साल सन २०२४-२५ मध्ये आर्थिक परिस्थिती चढउताराची असतानाही मागील वर्षाप्रमाणेच चालू वर्षात बँकेने निव्वळ नफा रुपये ४५०७.३४ लाख झालेला असून मा. संचालक मंडळाने खालील प्रमाणे नफा विभागणीची शिफारस केलेली आहे. त्यास मंजुरी देणेसाठी आपणांस विनंती आहे.

## Overdues:

Increase in any overdue which becomes obstacles in progress of bank. Bank has given preference for recovery of overdue and the recovery officer, other officers and employees of the bank are taking efforts to that effect, but the purpose is not fulfilled without co-operation of the members to our efforts.

As on 31.03.2025 the ratio of net NPA is 0.00%. In this event I request to defaulted members to co- operate us by making payment in future of their over dues of loan and interest on in time. If the borrower members repay the loan within time by giving co- operation for recovery of loan, then financial position the bank will become very strong than present position.

## Remission given under the (One Time)

### Compromise settlement Scheme.

Bank doesn't given remission to anyone under OTS Scheme to borrowing members in this financial year 2024-25 but in compromise & settlement scheme bank given remission in interest and penalty to 257 borrowing members of Rs. 870.55 lakhs.

### Loans to Board of Directors and their relatives:

The boards of directors and the Employees have lions Share in giving polite treatment and consistent service to the members and customers of the bank in the progress of the bank. At the end of the current financial year, no loans were given to the relatives of any Directors.

## Profit: -

In the year 2024-25 despite of fluctuating economic conditions, as in the previous year, the bank has earned a net profit of Rs. 4507.34 lakhs and Hon'ble BOD has recommended the following profit appropriation for sanction from you.

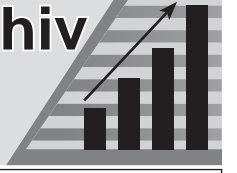




# Janata Sahakari Bank Ltd; Dharashiv

Multistate Co-Op. Bank

81<sup>th</sup> Annual Report 2024-25



३१/०३/२०२५ अखेर नफा	४५०७३४८५६.१४
(तपशिल)	रक्कम रुपयात
गंगाजळी २५ %	११२६८३७१४.००
आकस्मीक देयता निधी १० %	४५०७३४८६.००
शिक्षण निधी १ %	४५०७३४९.००
लाभांश ८ %	६३७४७९३६.००
कर्मचारी शिक्षण निधी	२००००००.००
इमारत निधी	३००००००.००
अतिरिक्त गंगाजळी	४५०७३४८६.००
गुंतवणूक चढउतार निधी	३००००००.००
विकास निधी	१५०००००.००
कर्मचारी सेवा पारितोषिक देणे	२००००००.००
राष्ट्रीय आपत्ती निधी	२५०००००.००
निवडणूक निधी	२५०००००.००
शतक महोत्सव निधी	७५१४८५१४.००
धर्मादाय निधी	२५०००००.००
एकूण	४५०७३४८५.००
शिल्लक उर्वरित नफा पुढील वर्षात हस्तांतरीत	३७१.१४

Profit as on 31.03.2025	450734856.14
Particular	Amount (Rs)
Reserve Fund 25%	112683714.00
Unforeseen Losses 10%	45073486.00
Co-Operative Education Fund 1%	4507349.00
Dividend 8%	63747936.00
Staff Education Fund	2000000.00
Building Fund	30000000.00
Additional Rserve Fund	45073486.00
Investment Fluctuation Fund	30000000.00
Development Fund	15000000.00
Staff Sevaparitoshak Refund	20000000.00
National Calamities Fund	2500000.00
Election Fund	2500000.00
Century Celebration Fund	75148514.00
Charity Fund	2500000.00
Total :-	450734485.00
Remaining balance of Next Year	371.14

## भांडवलाचे पर्याप्त प्रमाण (CRAR) :-

व्यापारी बँकांप्रमाणे नागरी सहकारी बँकांना बँकिंग व्यवसायातील जोखीम पत्करावी लागत असल्याने रिझर्व्ह बँकेने भांडवलाच्या पर्याप्त प्रमाणाचा निकष लागू केला आहे त्यानुसार त्याचे किमान प्रमाण ९ % असावे लागते. परंतु , आपल्या बँकेने हे प्रमाण २४.८१ % इतके राखले आहे. यावरून बँक आर्थिक सुस्थितीत आहे हे स्पष्ट होत आहे.

## संचालक मंडळाच्या सभा:-

अहवाल वर्षात संचालक मंडळाच्या एकूण सभा ३७ व समितीच्या सभा ६२ झालेल्या आहेत व व्यवस्थापन मंडळाच्या सभा १९ झालेल्या आहेत.

## आधुनिक तंत्रज्ञान:-

सद्या बँकींग व्यवसायात स्पर्धा असल्याने बँकेने ग्राहकांना उत्तमोत्तम सेवा पुरवण्याच्या दृष्टीने कोअरबँकींग प्रणाली कार्यान्वीत केली आहे.

## Capital Adequacy :

Like commercial banks, the urban co-operative banks are to incur the risk in the banking business and hence RBI has imposed criteria of CRAR. The standard CRAR required is atleast 9%. But our bank has maintained the CRAR at 24.81%. This fact shows the bank is in financial sound position.

## Meetings of the Board of Directors:

During the report year total 37 meeting of board of Directors and 62 meetings of the committees were held, and Board of Management meeting held are 19

## Modern Technology:

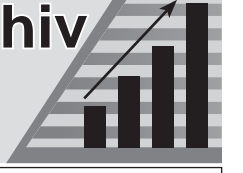
Bank has started core banking system to make available better banking service in the current competition in financial transition.



# Janata Sahakari Bank Ltd; Dharashiv

Multistate Co-Op. Bank

81<sup>th</sup> Annual Report 2024-25



## आभार:-

बँकेवर दाखविलेला विश्वास, बँकेच्या सर्वांगीण प्रगतीमध्ये सदैव साथव सहकार्य करणाऱ्या भागधारकांचा, खातेदारांचा संचालक मंडळाचे वतीने मी ऋणी आहे. सर्व कर्मचारी वर्गाचे संचालक मंडळाच्या वतीने मी मनपूर्वक अभिनंदन करतो. तसेच रिझर्व बँक ऑफ इंडिया, केंद्रीय निबंधक नवी दिल्ली, वैधानिक लेखापरिक्षक, कायदेशीर सल्लागार यांच्या वेळेवेळी मिळणाऱ्या मार्गदर्शनाबद्दल मी त्यांचा संचालक मंडळाच्यावतीने कृतज्ञ आहे. बँकेला सातत्याने प्रगतीपथावर ठेवण्यासाठी संचालक मंडळ यांनी दिलेले सहकार्य मार्गदर्शन याबद्दल त्यांचाही मी आवर्जून उल्लेख करतो.

जय भारत !

जय महाराष्ट्र!!

जय सहकार!!!

मा. संचालक मंडळाच्या वतीने

**(वसंत संभाजीराव नागदे )**

अध्यक्ष

जनता सहकारी बँक लिमिटेड, धाराशिव

## Thanks:

I thank on behalf of Board of directors to the members, Depositors, in giving co - operation to us in the progress of bank, as well as I am congratulating the employees of the bank. I am specially thankful on behalf of Board of directors for giving proper guidance in the progress of bank to Honorable RBI, Central Registrar for Co-operation, New Delhi, Statutory Auditors and Legal Advisors on time to time

Jay Bharat !

Jay Maharashtra !!

Jay Sahakar !!!

On behalf of Board of Directors

**(Vasant Sambhajirao Nagde)**

Chairman

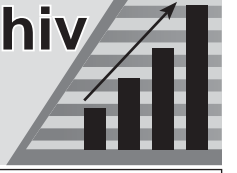
Janata Sahakari Bank Limited,  
Dharashiv.



# Janata Sahakari Bank Ltd; Dharashiv

Multistate Co-Op. Bank

81<sup>th</sup> Annual Report 2024-25



## PROFIT & LOSS ACCOUNT AS ON 31<sup>ST</sup> MARCH 2025

दिनांक ३१/०३/२०२५ अखेरचे नफा - तोटा पत्रक

	Expenditure (खर्च)	SCHEDULE	31.03.2025	31.03.2024
I	Income (उत्पन्न)			
	Interest earned (मिळालेले व्याज)	13	2,11,28,37,973.76	20,37,262,655.77
	Other Income (इतर उत्पन्न)	14	12,80,26,019.42	7,06,10,682.13
	Total (एकूण)		2,24,08,63,993.18	2,10,78,73,337.90
II	Expenditure (खर्च)			
	Interest Expended (ठेवी व कर्जावरील व्याज)	15	1,02,98,47,548.83	1,04,07,22,323.62
	Operating Expenses (परिचलन खर्च)	16	48,96,83,829.99	52,44,61,919.71
	Provision and Contingencies (तरतुद)	17	27,05,98,610.00	15,81,41,715.00
	Total (एकूण)		1,79,01,29,988.82	1,72,33,25,958.33
III	Profit/Loss (नफा/तोटा)			
	Net Profit for the year (वर्षा अखेरचा निव्वळ नफा)		45,07,34,004.36	38,45,47,379.57
	Profit brought forward (मागील वर्षाचा शिल्लक नफा)		851.78	768.46
	Total (एकूण)		45,07,34,856.14	38,45,48,148.03
IV	Appropriations (नफा वाटणी)			
	Transfer to Statutory Reserves(गंगाजळी)			13,45,91,851.81
	Transfer to Other Reserves (इतर निधी)			18,99,55,444.44
	Transfer to Government/Proposed Dividend (लाभांष तरतुद)			6,00,00,000.00
	Bad and Doubtful Debt Reserve (संशयीत व बुडीत कर्ज निधी)			
	Balance C/F to balance sheet (शिल्लक नफा ताळेबंदास वर्ग)		45,07,34,856.14	851.78

\*Appropriation is subject to AGM approval.\* (वरील नफा वाटणी AGM मंजुरीचे अधीन)

Significant Accounting policies and notes to the Consolidated Financial Statement, The Schedules referred to the above are integral part of the Financial Statements. (उपरोक्त नमूद परिशिष्टांचे ताळेबंदाचा अविभाज्य भाग आहेत.)

Chief Officer    General Manager    Chief Executive Officer

As per our Report of Even date

For Dhanraj Nogaja & Associates

Director    Director Vice - Chairman    Chairman

Chartered Accountants

FRN 122617W

CA. Dhanraj Nogaja

Partner

M.No.: 112163

UDIN : 25112163BMISZD9093

Place : Solapur

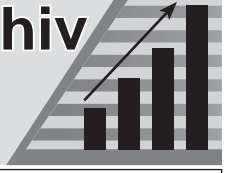
Date : 02.05.2025



# Janata Sahakari Bank Ltd; Dharashiv

Multistate Co-Op. Bank

81<sup>th</sup> Annual Report 2024-25



## BALANCE SHEET AS ON 31<sup>ST</sup> MARCH 2025

दिनांक ३१-०३-२०२५ अखेरचे ताळेबंद पत्रक

CAPITAL & LIABILITIES (भांडवल आणि देणे)		SCHEDULES (परिशिष्टे)	31.03.2025	31.03.2024
1	CAPITAL (वसुल भाग- भांडवल)	1	79,68,49,200.00	75,14,66,300.00
2	RESERVES AND SURPLUS (निधी)	2	4,93,84,45,243.81	4,56,98,42,409.04
3	DEPOSITS (ठेवी)	3	18,76,65,98,596.33	18,55,15,61,731.06
4	BORROWINGS (बाहेरील कर्ज)	4	0.00	0.00
5	OVERDUE INTEREST RESERVE (as per contra ) (थकित व्याज )		1,50,90,07,548.74	1,46,68,93,174.96
6	OTHER LIABILITIES AND PROVISIONS (इतर देणे तरतुद)	5	62,24,27,406.57	59,89,01,995.43
7	PROFIT AND LOSS ACCOUNT (नफा / तोटा)		45,07,34,856.14	38,45,48,148.03
	TOTAL (एकूण)		27,08,40,62,851.59	26,32,32,13,758.52

Chief Officer

General Manager

Chief Executive Officer

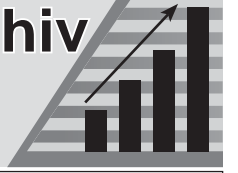




# Janata Sahakari Bank Ltd; Dharashiv

Multistate Co-Op. Bank

81<sup>th</sup> Annual Report 2024-25



## BALANCE SHEET AS ON 31<sup>ST</sup> MARCH 2025

दिनांक ३१-०३-२०२५ अखेरचे ताळेबंद पत्रक

ASSETS & PROPERTIES (संपत्ती व येणे)		SCHEDULES (परिशिष्टे)	31.03.2025	31.03.2024
1	CASH AND BALANCES WITH RBI (रोख व RBI कडील बँकेतील शिल्लक)	6	15,30,24,897.00	18,22,29,724.00
2	BALANCE WITH BANKS (बँकातील शिल्लक)	7	3,86,81,53,912.01	4,10,07,32,240.68
3	INVESTMENTS (गुंतवणूक)	8	8,30,08,73,111.00	8,08,99,12,200.00
4	ADVANCES (कर्ज)	9	12,70,10,86,750.01	11,75,26,87,587.78
5	OVERDUE INTEREST RESERVE (AS PER CONTRA) (थकीत व्याज)		1,50,90,07,548.74	1,46,68,93,174.96
6	FIXED ASSETS (मालमत्ता)	10	8,50,55,693.09	10,51,82,858.09
7	OTHER ASSETS (इतर येणे)	11	46,68,60,939.74	62,55,75,973.01
	GRAND TOTAL (एकूण)		27,08,40,62,851.59	26,32,32,13,758.52
8	CONTINGENT LIABILITIES (संभाव्य देणी व दायित्वे)	12	37,82,77,544.73	72,50,35,595.56

Significant Accounting policies and notes to the Consolidated Financial Statement, The Schedules referred to the above are integral part of the Financial Statement. (उपरोक्त नमूद परिशिष्टये ताळेबंदाचा अविभाज्य भाग आहेत)

**Director   Director   Vice - Chairman   Chairman**

As per our Report of Even date  
**For Dhanraj Nogaja & Associates**  
Chartered Accountants  
FRN 122617W

Place : Solapur  
Date : 02.05.2025

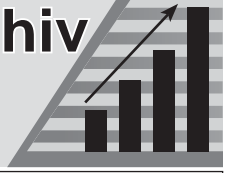
**CA. Dhanraj Nogaja**  
Partner  
M.No.: 112163  
UDIN : 25112163BMISZD9093



# Janata Sahakari Bank Ltd; Dharashiv

Multistate Co-Op. Bank

81<sup>th</sup> Annual Report 2024-25



The Schedules forming part of Financial Statement उपरोक्त वरील नमुद परिशिष्ट ताळेबंदाचा अविभाज्य भाग  
**SCHEDULE (परिशिष्टे)**

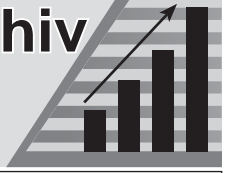
<b>SCHEDULE -1 CAPITAL (भाग-भांडवल)</b>		As on 31-03-2025	As on 31-03-2024
Authorised Share Capital (अधिकृत भाग भांडवल)		1000000000.00	1000000000.00
20,00,000 Shares of Rs. 500 Each (प्रती भाग रु. ५०० चे २०,००,००० शेअर्स)			
Issued, Subscribed & Paid up Capital ( वसूल भाग- भांडवल)		796849200.00	751466300.00
		<b>796849200.00</b>	<b>751466300.00</b>
Individual (वैयक्तीक)		796849200.00	751466300.00
Others (इतर)		-	-
<b>TOTAL (एकूण)</b>		<b>796849200.00</b>	<b>751466300.00</b>
<b>SCHEDULE -2 Reserves and Surplus (निधी)</b>			
<b>2.01 Reserve Fund(राखीव निधी)</b>			
Opening Balance (प्रारंभीक शिल्लक)	869180733.66	851280294.12	
Additions during the year (वर्षभरात भर)	105388957.53	17900439.54	
Deductions during the year (वर्षभरात वजावट)	-	-	
Closing Balance (अंतिम शिल्लक)	<b>974569691.19</b>	<b>869180733.66</b>	
<b>2.02 Additional Reserve Fund (अतिरिक्त राखीव निधी)</b>			
Opening Balance (प्रारंभीक शिल्लक)	7316036.82	210429.00	
Additions during the year (वर्षभरात भर)	38454814.80	7105607.82	
Deductions during the year (वर्षभरात वजावट)	-	-	
Closing Balance (अंतिम शिल्लक)	<b>45770851.62</b>	<b>7316036.82</b>	
<b>2.03 Investment Fluctuation Fund (गुंतवणूक चढउतार निधी)</b>			
Opening Balance (प्रारंभीक शिल्लक)	266054000.00	260000000.00	
Additions during the year (वर्षभरात भर)	10000000.00	6054000.00	
Deductions during the year (वर्षभरात वजावट)	-	-	
Closing Balance (अंतिम शिल्लक)	<b>276054000.00</b>	<b>266054000.00</b>	
<b>2.04 Income Tax Special Fund (विशेष आयकर निधी)</b>			
Opening Balance (प्रारंभीक शिल्लक)	-	-	
Additions during the year (वर्षभरात भर)	-	-	
Deductions during the year (वर्षभरात वजावट)	-	-	
Closing Balance (अंतिम शिल्लक)	-	-	
<b>2.05 Dividend Equilization Fund (लाभांश समीकरण निधी)</b>			
Opening Balance (प्रारंभीक शिल्लक)	1463207.56	42086.00	
Additions during the year (वर्षभरात भर)	7690962.96	1421121.56	
Deductions during the year (वर्षभरात वजावट)	9154170.52	-	
Closing Balance (अंतिम शिल्लक)	-	<b>1463207.56</b>	
<b>2.06 Building Fund (इमारत निधी)</b>			
Opening Balance (प्रारंभीक शिल्लक)	10000000.00	-	
Additions during the year (वर्षभरात भर)	60000000.00	10000000.00	
Deductions during the year (वर्षभरात वजावट)	-	-	
Closing Balance (अंतिम शिल्लक)	<b>70000000.00</b>	<b>10000000.00</b>	
<b>2.07 Election Fund (निवडणूक निधी)</b>			
Opening Balance (प्रारंभीक शिल्लक)	-	-	
Additions during the year (वर्षभरात भर)	2500000.00	-	
Deductions during the year (वर्षभरात वजावट)	-	-	
Closing Balance (अंतिम शिल्लक)	<b>2500000.00</b>	-	
<b>2.08 National Calamaties Fund (राष्ट्रीय संकट निधी)</b>			
Opening Balance (प्रारंभीक शिल्लक)	-	-	
Additions during the year (वर्षभरात भर)	1100000.00	-	
Deductions during the year (वर्षभरात वजावट)	---	---	
Closing Balance (अंतिम शिल्लक)	<b>1100000.00</b>	---	



# Janata Sahakari Bank Ltd; Dharashiv

Multistate Co-Op. Bank

81<sup>th</sup> Annual Report 2024-25



The Schedules forming part of Financial Statement उपरोक्त वरील नमुद परिशिष्ट ताळेबंदाचा अविभाज्य भाग

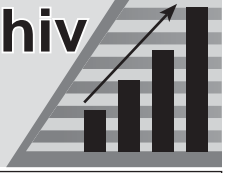
		As on 31-03-2025	As on 31-03-2024
<b>2.09</b>	<b>Core Banking Fund(कोअर बँकिंग निधी)</b>		
	Opening Balance (प्रारंभीक शिल्लक)	---	---
	Additions during the year(वर्षभरात भर )	25000000.00	---
	Deductions during the year (वर्षभरात वजावट)	---	---
	Closing Balance (अंतिम शिल्लक)	25000000.00	---
<b>2.10</b>	<b>Century Celebration Fund (शतक महोत्सव निधी)</b>		
	Opening Balance (प्रारंभीक शिल्लक)	---	---
	Additions during the year(वर्षभरात भर )	2519000.00	---
	Deductions during the year(वर्षभरात वजावट)	---	---
	Closing Balance (अंतिम शिल्लक)	2519000.00	---
<b>2.11</b>	<b>Charity Fund(धर्मादाय निधी)</b>		
	Opening Balance (प्रारंभीक शिल्लक)	---	---
	Additions during the year(वर्षभरात भर )	1100000.00	---
	Deductions during the year(वर्षभरात वजावट)	---	---
	Closing Balance (अंतिम शिल्लक)	1100000.00	0.00
<b>2.12</b>	<b>Contingent Liabilities Fund (अकस्मीक निधी)</b>		
	Opening Balance (प्रारंभीक शिल्लक)	---	---
	Additions during the year(वर्षभरात भर )	20000000.00	---
	Deductions during the year(वर्षभरात वजावट)	---	---
	Closing Balance (अंतिम शिल्लक)	20000000.00	---
<b>2.13</b>	<b>Odcc Bank &amp; Sdic Bank Shares Dep. Fund (ODCC/ SDIC सहकार बँकेतील शेअर्स घसारा निधी)</b>		
	Opening Balance (प्रारंभीक शिल्लक)	600000.00	750100.00
	Additions during the year(वर्षभरात भर )	---	---
	Deductions during the year(वर्षभरात वजावट)	---	150100.00
	Closing Balance (अंतिम शिल्लक)	600000.00	600000.00
<b>2.14</b>	<b>Investment Depreciation Reserve (गुंतवणूक घसारा निधी)</b>		
	Opening Balance (प्रारंभीक शिल्लक)	415150100.00	415000000.00
	Additions during the year(वर्षभरात भर )	---	150100.00
	Deductions during the year(वर्षभरात वजावट)	---	---
	Closing Balance (अंतिम शिल्लक)	415150100.00	415150100.00
<b>2.15</b>	<b>Bad And Doubtful Fund (संशयित व बुडीत कर्ज निधी)</b>		
	Opening Balance (प्रारंभीक शिल्लक)	3000000000.00	2965243800.00
	Additions during the year(वर्षभरात भर )	100000000.00	34756200.00
	Deductions during the year(वर्षभरात वजावट)	---	---
	Closing Balance (अंतिम शिल्लक)	3100000000.00	3000000000.00
<b>2.16</b>	<b>Amount Receivable GOI Agricultural Debt Waiver and Debt Relief Scheme 2008 Fund (GOI कृषी कर्जमाफी घसारा निधी)</b>		
	Opening Balance (प्रारंभीक शिल्लक)	78331.00	78331.00
	Additions during the year(वर्षभरात भर )	---	---
	Deductions during the year(वर्षभरात वजावट)	---	---
	Closing Balance (अंतिम शिल्लक)	78331.00	78331.00



# Janata Sahakari Bank Ltd; Dharashiv

Multistate Co-Op. Bank

81<sup>th</sup> Annual Report 2024-25



		As on 31-03-2025	As on 31-03-2024
2.17	<b>Retired Staff - Seva Paritoshak Fund -</b> सेवानिवृत्त कर्मचारी सेवापारितोषिक निधी	---	---
	Opening Balance (प्रारंभीक शिल्लक )	---	---
	Additions during the year(वर्षभरात भर )	56574833.00	---
	Deductions during the year(वर्षभरात वजावट)	52571563.00	---
	Closing Balance (अंतिम शिल्लक)	4003270.00	-
		4938445243.81	4569842409.04

The Schedules forming part of Financial Statement उपरोक्त वरील नमुद परिशिष्ट ताळेबंदाचा अविभाज्य भाग

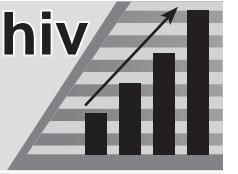
SCHEDULE -3 DEPOSITS (ठेवी )			
<b>A</b>	<b>I) Demand deposits</b>		
	(i) From banks (बँकेकडून)	---	---
	(ii) From others(इतरांकडून)	1289217321.08	1434163219.32
	<b>II) Savings Bank Deposits</b>	---	---
	(i) From banks (बँकेकडून)	---	---
	(ii) From others(इतरांकडून)	4100010977.41	4050675921.24
	<b>III) Term Deposits</b>		
	(i) From banks (बँकेकडून)	---	---
	(ii) From others(इतरांकडून)	13377370297.84	13066722590.50
	Total (I, II and III) (एकूण I, II आणि III )	18766598596.33	18551561731.06
<b>B</b>	<b>Additional Information (अतिरिक्त माहिती )</b>		
	(i) Deposits of branches in India (भारतातील शाखांच्या ठेवी )	18766598596.33	18551561731.06
	(ii) Deposits of branches outside India (भारताबाहेरील शाखांच्या ठेवी)	---	---
	Total (I and II) एकूण (I & II)	18766598596.33	18551561731.06
SCHEDULE -4 BORROWINGS (बाहेरील कर्ज )			
<b>I</b>	<b>Borrowings in India (भारतीय बँकाकडून घेतलेली कर्ज)</b>	0.00	0.00
	(a) Reserve Bank of India (भारतीय रिझर्व्ह बँक)	0.00	0.00
	(b) Other banks(इतर बँका)	0.00	0.00
	(c) Other institutions and agencies (इतर संस्था आणि एजन्सी )	0.00	0.00
<b>II</b>	<b>Borrowings outside India (भारताबाहेर बँकाकडून घेतलेले कर्ज)</b>	0.00	0.00
	Total (I and II) (एकूण I आणि II )	0.00	0.00
	Secured borrowings included in I and II above		
SCHEDULE -5 OTHER LIABILITIES AND PROVISIONS (इतर देणे आणि तरतुद )			
<b>I</b>	<b>Bills payable(देय बिले )</b>	1213497.00	1336221.00
<b>II</b>	<b>Inter-office adjustment (net) (शाखांतर्गत समायोजन)( नेट )</b>	5539019.00	21774446.00
<b>III</b>	<b>Interest accrued (देय व्याज)</b>	361843478.45	345947820.45
<b>IV</b>	<b>Others (including provisions) (इतर तरतुदीसह )</b>	208831412.12	189843507.98
<b>V</b>	<b>Standard Assets Provision (उत्तम कर्ज तरतुद )</b>	45000000.00	40000000.00
	Total (I, II, III, and IV) (एकूण I, II, III आणि IV)	622427406.57	598901995.43



# Janata Sahakari Bank Ltd; Dharashiv

Multistate Co-Op. Bank

81<sup>th</sup> Annual Report 2024-25



SCHEDULE -6 Cash and Balances with Reserve Bank of India (रोख आणि शिल्लक रिझर्व्ह बँक ऑफ इंडिया )		As on 31-03-2025	As on 31-03-2024
I	Cash in hand (including foreign currency) (हातावरील रोख रकम)	153024897.00	182229724.00
II	Balances with Reserve Bank of India (रिझर्व्ह बँक ऑफ इंडियाकडे शिल्लक)		
	(a) in Current Account (चालु खाते )	0.00	0.00
	(b) in Other Accounts (इतर खात्यांमध्ये)	0.00	0.00
	<b>Total (I and II) (एकूण I आणि II)</b>	<b>153024897.00</b>	<b>182229724.00</b>
SCHEDULE -7 Balances with Banks and Money at Call and Short Notice (बँकांतील शिल्लक कॉल आणि शॉर्ट नोटिसेसह)			
I	<b>In India (भारतात)</b>		
	<b>(i) Balances with banks (बँकांमधील शिल्लक )</b>		
	(a) in Current Accounts (चालु खात्यांमध्ये )	1202753912.01	1060532240.68
	(b) in Other Deposit Accounts (इतर ठेव खात्यांमध्ये )	2665400000.00	3040200000.00
	<b>(ii) Money at call and short notice (कॉल मनी व शॉर्ट नोटीस )</b>		
	(a) with banks (बँका)		
	(b) with other institutions (इतर संस्था )	----	----
	<b>Total (I and II) (एकूण I आणि II)</b>	<b>3868153912.01</b>	<b>4100732240.68</b>
II	Outside India(भारता बाहेर )	----	----
	<b>Total (I and II) (एकूण I आणि II)</b>	<b>3868153912.01</b>	<b>4100732240.68</b>
SCHEDULE -8 Investments (गुंतवणूक )			
I	<b>Investments in India (भारतातील गुंतवणूक )</b>		
	(i) Government Securities (सरकारी रोखे)	8296273111.00	8085312200.00
	(ii) Other approved securities (इतर मंजूर रोखे )	----	----
	(iii) Shares (शेअर्स )	4600000.00	4600000.00
	(iv) Debentures and Bonds (डिबेचर्स आणि बॉन्ड्स)	----	----
	(v) Subsidiaries and/or joint ventures (सहाय्यक कंपन्या आणि किंवा संयुक्त उपक्रम )	----	----
	(vi) Others (to be specified) (इतर (निर्दिष्ट करण्यासाठी )	----	----
	<b>Total (एकूण )</b>	<b>8300873111.00</b>	<b>8089912200.00</b>
II	<b>Investments outside India in (भारताबाहेर गुंतवणूक )</b>	0.00	0.00
	(i) Government securities (including local authorities) (सरकारी रोखे (स्थानिक प्राधिकरणांसह )	0.00	0.00
	(ii) Subsidiaries and / or joint ventures abroad (परदेशात सहाय्यक किंवा संयुक्त उपक्रम )	0.00	0.00
	(iii) Others investments (to be specified) (इतर गुंतवणूक(निर्दिष्ट करण्यासाठी )	0.00	0.00
	<b>Total (एकूण )</b>	<b>8300873111.00</b>	<b>8089912200.00</b>

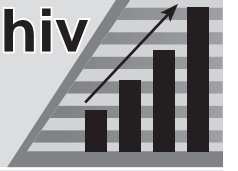




# Janata Sahakari Bank Ltd; Dharashiv

Multistate Co-Op. Bank

81<sup>th</sup> Annual Report 2024-25



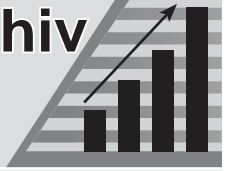
SCHEDULE -9 Advances (कर्ज )		As on 31-03-2025	As on 31-03-2024
A	(i) Bills purchased and discounted (बील्स)	606178.00	698802.00
	(ii) Cash credits, overdrafts and loans repayable on demand (कश क्रेडिट ओव्हरड्राफ्ट कर्ज )	6155188830.98	5995544836.93
	(iii) Term loans (मुदती कर्ज )	6545291741.03	5756443948.85
	<b>Total (एकूण )</b>	<b>12701086750.01</b>	<b>11752687587.78</b>
B	<b>Additional Information (अतिरिक्त माहिती )</b>		
	(i) Secured by tangible assets (सुरक्षित तारण कर्ज )	12642648709.98	11662841664.18
	(ii) Covered by Bank/Government Guarantees (बँक/सरकारी हमीद्वारे संरक्षित कर्ज )	----	----
	(iii) Unsecured Loans (असुरक्षित कर्ज )	58438040.03	89845923.60
	<b>Total (एकूण)</b>	<b>12701086750.01</b>	<b>11752687587.78</b>
C. I	Advances in India (प्राधान्य क्षेत्रांतर्गत भारतातील कर्ज ) ( )		
	(i) Priority Sectors (प्राधान्य क्षेत्र)	10311718000.00	9838268587.78
	(ii) Public Sector (सार्वजनिक क्षेत्र)	----	----
	(iii) Banks (बँका)	----	----
	(iv) Others (इतर)	2389368750.01	1914419000.00
	<b>Total (एकूण )</b>	<b>12701086750.01</b>	<b>11752687587.78</b>
CII	Advances outside India (भारता बाहेरील कर्ज)		
	(i) Due from banks (बँकांकडून देय )	----	----
	(ii) Due from others (इतरांकडून देय )	----	----
	<b>Total (एकूण )</b>	<b>----</b>	<b>----</b>
	<b>Total (CI and CII) (एकूण CI आणि CII)</b>	<b>12701086750.01</b>	<b>11752687587.78</b>
SCHEDULE -10 Fixed Assets (मालमत्ता )			
I	Premises (इमारत )		
	At cost as on 31st March of the preceding year (मागील वर्षे ३१ मार्च अखेरची किंमत )	64656474.95	81588422.95
	Additions during the year (वर्षभरात भर)	----	----
	Deductions during the year (वर्षभरात वजावट)	----	-3497308.00
	Depreciation to date (आजपर्यंत घसारा)	-13265240.00	-13434640.00
	At cost as on 31st March of the Current year (चालू वर्ष ३१ मार्च अखेरची किंमत )	<b>51391234.95</b>	<b>64656474.95</b>
II	Other Fixed Assets (including furniture and fixtures) (इतर मालमत्ता फर्निचर आणि फिक्स्चरसह )		
	At cost as on 31st March of the preceding year (मागील वर्षे ३१ मार्च अखेरची किंमत )	40526383.14	51305165.72
	Additions during the year (वर्षभरातभर)	812102.00	406548.00
	Deductions during the year (वर्षभरात वजावट)	----	-161264.00
	Depreciation to date (आजपर्यंतचा घसारा )	-7674027.00	-11024066.58
	At cost as on 31 <sup>st</sup> March of the Current year (चालू वर्षे ३१ मार्च अखेरची किंमत)	33664458.14	<b>40526383.14</b>
	<b>Total (I and II) (एकूण I आणि II)</b>	<b>85055693.09</b>	<b>105182858.09</b>



# Janata Sahakari Bank Ltd; Dharashiv

Multistate Co-Op. Bank

81<sup>th</sup> Annual Report 2024-25



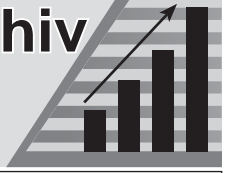
SCHEDULE -11 Other Assets (इतर मालमत्ता)		As on 31-03-2025	As on 31-03-2024
I	Inter-office adjustments (net) (शाखांतर्गत समायोजन (नेट))	----	----
II	Interest accrued (येणे व्याज )	216606332.50	227446312.92
III	Tax paid in advance/tax deducted at source (आगाऊ भरलेला कर/स्रोतावर कर वजावट )	----	116600000.00
IV	Stationery and stamps (स्टेशनरी आणि स्टॅम्प)	2205316.33	3365973.18
V	Non-banking assets acquired in satisfaction of claims (गैर बँकिंग मालमत्ता (NBA))	202687364.00	258764686.00
VI	Court Decree Amount Receivable कोर्टाच्या निर्णयानुसार मिळण्यायोग्य रकम	24730171.00	----
VII	Others ( इतर )	20631755.91	19399000.91
Total (I,II,III,IV,V, VI and VI) (एकूण I,II,III,IV,V, VI आणि VII)		466860939.74	625575973.01
SCHEDULE -12 Contingent Liabilities (संभाव्य देणी )			
I	Claims against the bank not acknowledged as debts (बँकेवरील दावे कर्ज म्हणून स्वीकारलेले नाही)	----	----
II	Liability for partly paid investments( अंशतः देय गुंतवणुकीसाठी दायित्व)	----	----
III	Liability on account of outstanding forward exchange contracts (थकबाकी फॉरवर्ड एक्सचेंज कॉन्स्ट्रक्टच्या कारणास्तव दायित्व )	----	----
IV	Guarantees given on behalf of constituents (In India) (घटकाच्या वतीने दिलेली हमी) (बँक गॅरंटीज )	338641158.00	687195165.00
V	Acceptances, endorsements and other obligations (स्वकृत,समर्थन आणि दायित्वे )	----	----
VI	Other items for which the bank is contingently liable (DEA Fund) (इतर दायित्वे (DEA Fund))	39636386.73	37840430.56
Total (I,II,III,IV,Vand VI) (एकूण I,II,III,IV,V आणि VI)		378277544.73	725035595.56
SCHEDULE -13 Interest Earned (मिळालेले उत्पन्न )			
I	Interest/discount on advances/bills (कर्जावरील व्याज उत्पन्न)	1377875308.09	1295064863.67
II	Income on investments (गुंतवणुकीतून मिळालेले उत्पन्न )	501232481.67	546540942.10
III	Interest on balances with Reserve Bank of India and other inter-bank funds (आरबीआय अंतर बँक ठेवीवर मिळालेले व्याज )	233730184.00	195656850.00
IV	Others (इतर )	----	----
Total (I,II,III and IV) (एकूण I,II,III आणि IV )		2112837973.76	2037262655.77
SCHEDULE -14 Other Income (इतर उत्पन्न )			
I	Commission, exchange and brokerage (कमिशन)	1690937.55	1793620.35
II	Profit on sale of investments (गुंतवणुक विक्री व्यवहारातील नफा )	19039150.00	36940750.00
	Less: Loss on sale of investments (गुंतवणुक विक्री व्यवहारातील तोटा )	0.00	-4360000.00
III	Profit on revaluation of investments (गुंतवणुक पुनर्मुल्यांकनवरील नफा )	0.00	----
	Less: Loss on revaluation of investments (गुंतवणुक पुनर्मुल्यांकनवरील तोटा)	0.00	----
IV	Profit on sale of land, buildings and other assets ( जमीन, इमारती आणि इतर मालमत्तांच्या विक्री व्यवहारातील नफा )	34603963.58	2774748.00
	Less: Loss on sale of land buildings and other assets ( वजा : जमीन इमारत व इतर मालमत्तोच्या विक्री तील नुकसान )	0.00	----



# Janata Sahakari Bank Ltd; Dharashiv

Multistate Co-Op. Bank

81<sup>th</sup> Annual Report 2024-25



		As on 31-03-2025	As on 31-03-2024
V	Profit on exchange transactions (विनिमय व्यवहारातील नफा)	0.00	----
	Less: Loss on exchange transactions (विनिमय व्यवहारातील तोटा )	0.00	----
VI	Income earned by way of dividends etc. from subsidiaries/companies and/or joint ventures abroad/in India (उप कंपन्या / कंपन्यांद्वारे लाभांश इत्यादीद्वारे उत्पन्न आणि परदेशात / भारतात संयुक्त उपक्रम)	0.00	----
VII	Miscellaneous Income (इतर उत्पन्ने )	72691968.29	33461563.78
	Total (I,II,III,IV,V,VI and VII) (एकूण I,II,III,IV,V,VI आणि VII )	128026019.42	70610682.13

Note: Under items II to V loss figures shall be shown in brackets टीप आयटम II ते V अंतर्गत नुकसानीचे आकडे कंसात दाखवले जातील.

## SCHEDULE -15 Interest Expended (व्याज खर्च )

I	Interest on deposits (ठेवीवरील दिलेले व्याज)	1029847548.83	1040722323.62
II	Interest on Reserve Bank of India/ Inter-bank borrowings (आरबीआय/ आंतर बँक कर्जावरील व्याज)	0.00	----
III	Others (इतर )	0.00	----
	Total (III and III) (एकूण III आणि III)	1029847548.83	1040722323.62

## SCHEDULE -16 Operating Expenses (प्रशासकीय खर्च )

I	Payments to and provisions for employees (कर्मचारी पगार व भत्ते आणि तरतुदी खर्च )	353937167.25	283831212.00
II	Rent taxes and lighting (भाडे कर आणि दिवाबत्ती )	14332731.31	11611265.12
III	Printing and stationery (छपाई आणि स्टेशनरी )	1870642.46	1488321.33
IV	Advertisement and publicity (जाहिरात आणि प्रसिध्दी )	1490640.00	811940.00
V	Depreciation on bank's property (बँकेच्या मालमत्तेवरील घसारा )	20669487.00	24458706.58
VI	Director's fees allowances and expenses(संचालक मंडळ बैठक भत्ता इ.खर्च)	2796534.45	1453979.82
VII	Auditors' fees and expenses (including br. auditors) (लेखापरीक्षण खर्च शाखा लेखापरिक्षकासह )	6177491.00	7294859.00
VIII	Law charges (कायदेविषयक सल्ला फीस )	2879920.00	1309115.00
IX	Postages Telegrams Telephones etc. (टपाल टेलिग्राम टेलिफोन इ.)	955533.19	773064.00
X	Repairs and maintenance (दुरुस्ती आणि देखभाल)	4035353.23	4607860.75
XI	Insurance (विमा)	588468.00	503511.00
XII	Other expenditure (किरकोळ खर्च)	25575297.10	130452575.11
XIII	Deposit Expenses (ठेव खर्च )	54374565.00	55865510.00
	Total I to XIII (एकूण I ते XIII)	489683829.99	524461919.71

## SCHEDULE -17 Provisions and Contingencies (तरतुदी आणि संभाव्यता )

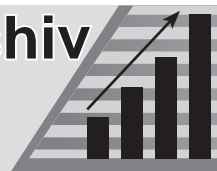
I	Provisions & Contingencies (तरतुदी आणि संभाव्यता )		
	Bad and Doubtful Expenses (संशयीत व बुडीत कर्ज निधी )	100000000.00	34756200.00
	Investment Depreciation Expenses (गुंतवणूक घसारा निधी )	5000000.00	----
		105000000.00	34756200.00
II	Income Tax Expenses (आयकर खर्च )		
	Income Tax Expenses Current Year (चालू वर्षातील आयकर खर्च )	165598610.00	123385515.00
	Income Tax Expenses Earlier year (मागील वर्षातील आयकर खर्च परत )	----	----
		165598610.00	123385515.00
	Total (एकूण )	270598610.00	158141715.00



# Janata Sahakari Bank Ltd; Dharashiv

Multistate Co-Op. Bank

81<sup>th</sup> Annual Report 2024-25



## CASH FLOW STATEMENT (Indirect Method)

For the year ended on 31st March 2025

		31-03-2025	31-03-2024
<b>A</b>	<b>Cash Flow from Operating Activities</b>		
	Net Profit as per Profit and Loss A/c	450734856.14	384547379.57
	Depreciation	20669487.00	24458706.58
	Bad and Doubtful Expenses	-100000000.00	34756200.00
	Standard Provisions	5000000.00	----
	Investment Depreciation Expences	0.00	0.00
	Other provisions	0.00	0.00
	Income Tax Expences	7000000.00	123385515.00
	Profit on Sale of Assets	-34603963.58	-2774748.00
	<b>Working Capital Adjustments</b>		
	(Increase)/Decrease in Invstments	-210960911.00	668219900.00
	(Increase)/Decrease in Loans and Advances	-948399162.23	-921985046.28
	(Increase)/Decrease in Other Assets	158715033.27	57352596.74
	(Increase)/Decrease in Deposit from Customers	215036865.27	279319291.86
	(Increase)/Decrease in Other Liabilities	-34694483.61	-75011726.52
	<b>Cash Generated from Operations</b>	-471502278.74	572268068.95
	<b>Income Tax Expences</b>	-165598610.00	-123385515.00
	<b>Cash Generated from Operating Activities</b>	-637100888.74	448882553.95
<b>B</b>	<b>Cash Flow from Investing Activities</b>		
	Purchase of Fixed Assets	-812102.00	-3252024.00
	<b>Cash Generated from Investing Activities</b>	-812102.00	-3252024.00
<b>C</b>	<b>Cash Flow from Financing Activities</b>		
	Share Capital Collected	45382900.00	221016975.00
	Share Capital Repaid	-37855900.00	-186354175.00
	General reserve	368602834.77	130604975.96
	Dividend Paid	0.00	0.00
	<b>Cash Generated from Financing Activities</b>	376129834.77	165267775.96
<b>D</b>	<b>Net Increase in cash and Cash Equivalents</b>	-261783155.97	610898305.91
<b>E</b>	<b>Cash and Cash Equivalents at the beginning of Year</b>	4282961965.00	3672063659.07
<b>F</b>	<b>Cash and Cash Equivalents at the end of Year</b>	4021178809.01	4282961964.98
	Cash and Cash Equivalents	153024897.00	182229724.00
	Cash in Hand and Bank Balance	3868153912.01	4100732240.68
	<b>Balance with Other Banks</b>	4021178809.01	4282961964.68

The above cash flow statement has been compiled from and is based on the balance sheet as at March 31 of 2025 & 2024. and the related profit and loss statement for the year ended on that date. The above cash flow statement has been prepared under indirect method as setout in AS-03 on cash flow as given by ICAI.

**Chief Officer    General Manager    Chief Executive Officer**

As per our Report of Even date

**Director    Director    Vice - Chairman    Chairman**

**For Dhanraj Nogaja & Associates**

Chartered Accountants

FRN 122617W

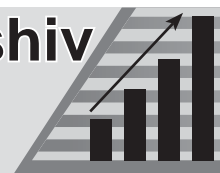
**CA. Dhanraj Nogaja**

Partner M.No.: 112163

UDIN: 25112163BMISZD9093

Date : 02.05.2025

Place : Solapur



## Notes to financial statements for the year ended 31st March, 2025

### 1. Summary of significant accounting policies:

#### 1.1 Basis for preparation :

The financial statements of the Bank have been prepared and presented in accordance with the generally accepted accounting principles in India. The Bank has prepared these financial statements as stipulated under the Reserve Bank of India (Financial Statements - Presentation and Disclosures) Directions 2021, (updated as on April 01, 2025) to comply in all material respects with the accounting standards issued by the Institute of Chartered Accountants of India (ICAI) to the extent applicable, applicable statutory provisions under the Banking Regulation Act, 1949 (as applicable to Cooperative Societies) & Multi State Co-operative Societies Act 2002, Multi State Co-operative Societies Rules, 2002, circulars and guidelines issued by the Reserve Bank of India ('RBI') from time to time and current practices prevalent in the co-operative banking sector in India. The financial statements have been prepared following the going concern concept on the accrual basis under the historical cost convention. The accounting policies adopted in the current year are consistent with those of previous year except otherwise specified.

#### 1.2 Use of Estimates:

The preparation of financial statements in conformity with generally accepted accounting principles requires management to make estimates and assumptions that affect the reported amounts of assets, liabilities, revenues and expenses and the disclosure of contingent liabilities at the end of the reporting period. Although these estimates are based on management's best knowledge of current events and actions, uncertainty about these assumptions and estimates could result in outcomes requiring a material adjustment to the carrying amounts of assets or liabilities in future periods.

#### 1.3 Advances and Provisioning:

- The classification of advances into Standard, Substandard, Doubtful and Loss assets as well as provisioning on Standard Advances and Non-Performing Advances has been arrived at on an on-going basis in accordance with the Income Recognition, Assets Classification and Provisioning Norms prescribed by the Reserve Bank of India from time to time.
- The unrealized interest in respect of advances classified as Non-Performing Advances is disclosed as "Overdue Interest Reserve" as per RBI directives.
- In addition to provisions on Non-Performing Advances, general provisions are made on following categories of standard assets as per RBI guidelines,

Category	Provision (%)
Direct advances to Agricultural & SME Sectors	0.25 %
Commercial and real estate loans	1.00 %
Commercial & real estate loans-residential housing	0.75 %
Other standard advances	0.40 %

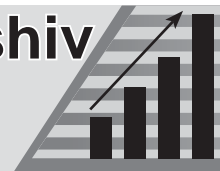




# Janata Sahakari Bank Ltd; Dharashiv

Multistate Co-Op. Bank

81<sup>th</sup> Annual Report 2024-25



## 1.4 Contingencies & Events Occurring after the Balance Sheet Date (AS – 4):

Events occurring after the balance sheet date are those significant events, both favorable and unfavorable, that occur between the balance sheet date and the date on which the financial statements are approved by the Board of Directors.

## 1.5 Net Profit or Loss for the period, Prior period items and changes in Accounting Policies (AS – 5):

During the year, there were no material prior period income / expenditure items. There is no change in the Significant Accounting Policies adopted during the year ended March 31, 2025 as compared to those followed in the previous financial year 2023-24. There are no extraordinary items be disclosed in the statement of profit and loss as a part of net profit or loss for the period.

## 1.6 Revenue recognition (AS- 9):

Income is accounted on accrual basis as and when it is earned except following:

- Interest and other income on Advances classified as 'non-performing assets' is recognized to the extent realized, as per the directive issued by the RBI. Unrealized interest on non-performing advances is shown under 'Overdue Interest Reserve' and as 'Interest Receivable' on liability side and asset side respectively.
- Commission and Exchange are fully recognized as income on realization.
- Commission, exchange, locker rent, processing fees, insurance commission, dividends on share of co-operative institutions and mutual fund are accounted on receipts basis.
- Dividend is recognized as income when right to receive payment is established.
- The interest on advances is recognized as per RBI directives.
- Interest on Government Securities, debentures and other fixed income securities is recognized on a time proportion basis taking into account the amount outstanding and the rate applicable.
- Interest on fixed income securities and fixed deposits with banks is recognized on accrual basis in case it is serviced regularly.
- Profit on trading of governments securities /mutual fund in liquid cash plan is accounted for on receipts basis (The bank had not made any transactions in the current Financial Year 2024-25).

## 1.7 The Effects of Changes in Foreign Exchange Rates (AS – 11):

Bank has no foreign branches. There are no foreign exchange transactions made by the bank.

## 1.8 Property, Plant & Equipment:

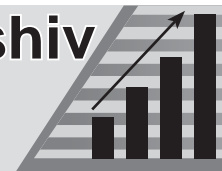
- Property, Plant and Equipment (PPE) other than premises of the merged Bank are stated in Balance Sheet at historical cost less accumulated depreciation and impairment loss, if any. Cost comprises the purchase price including non-refundable purchase taxes and any cost attributable for bringing the asset to its working condition for its intended use after deducting trade discount and rebates. Subsequent expenditure incurred on assets put to use is capitalized, only when it increases the future benefit/ functioning capability from / of such assets.



# Janata Sahakari Bank Ltd; Dharashiv

Multistate Co-Op. Bank

81<sup>th</sup> Annual Report 2024-25



- b. Revaluation of premises are not done by the bank
- c. Premises are depreciated over the residual life of premises not exceeding 60 years. Accordingly, the Bank has a policy of assessing the residual life of premises periodically to present the realistic value of premises from time to time.
- d. Subsequent costs are included in carrying amount of asset or recognized as separate asset, as appropriate only when it is probable that future economic benefit associated with the item will flow to the entity and the cost can be measured reliably.

## 1.9 Depreciation on Fixed Assets:

- a. Depreciation on fixed assets is calculated on straight line method. Depreciation on premises is calculated considering the remaining useful life of the said premises.
- b. Depreciation on fixed assets is charged at the rates considering appropriate by the management. The rate of depreciation is as under:

Particular	Method of Deprecation	Rate of Deprecation
Building, Premises	Straight Line	10%
Solar System	Straight Line	5%
Vehicles	Straight Line	30%
Computers Hardware Software	Straight Line	33.33%
Wooden items	Straight Line	10%
Iron & Steel Items	Straight Line	5%
Electronic & Electric Items	Straight Line	30%
Plastic Items	Straight Line	25%
Glass Items	Straight Line	25%
Library	Straight Line	10%

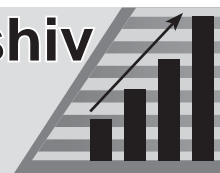
- c. Depreciation on assets purchased or sold during the year is charged on the basis of number of days used.
  - d. An item of PPE is derecognized upon disposal or when no future economic benefits are expected to arise from the continued use of the asset. Any gain or loss arising on the disposal or retirement of an item of PPE is determined as difference between the sales proceeds and the carrying amount of the asset and is recognized in profit and loss.
  - e. Capital expenditure on leasehold land & building is amortized over a period of 10 years.
  - f. Stamp duty and registration charges on leasehold premises are amortize over the period of lease.
  - g. The items of PPE whose written down value has become NIL due to charge of depreciation over the years are stated at nominal value of Rs. 1/- to facilitate their identification.
- 1.10 PPEs are reviewed at each Balance Sheet date for impairment. If any indication exists, the bank estimates the recoverable amount of the asset. An asset's recoverable amount is higher of an asset's net selling price and its value in use. If, such recoverable amount of the asset is less than its carrying amount, the carrying amount is reduced to its recoverable amount. The reduction is considered as an impairment loss and is recognized in the Profit and Loss Account



# Janata Sahakari Bank Ltd; Dharashiv

Multistate Co-Op. Bank

81<sup>th</sup> Annual Report 2024-25



## 1.11 Accounting for Investments (AS – 13):

- a. Investments are classified into “Held to Maturity” (HTM) and “Available for Sale” (AFS) categories in accordance with the Reserve Bank of India (RBI) guidelines on Classification and Valuation of Investments for Primary (Urban) Co-operative Banks.
- b. For the purpose of disclosure in the Balance sheet, Investments have been classified under following groups as- Government Securities, Other approved securities, Shares, Bonds of PSU and Others (Non-convertible debentures, Mutual Funds and Security Receipts).
- c. Investments under HTM category are carried at Acquisition cost. The premium paid, if any, on the investments under this category is amortized over the residual life of the security as per guidelines of RBI and Policy adopted by Bank.
- d. Transfers from/to HTM category are done once in a year preferably at the beginning of the year, at acquisition cost or book value or market value on the date of transfer, whichever is least and scrip-wise depreciation, if any, is debited to Profit and Loss account and appreciation, if any, is ignored.
- e. Investments under HFT and AFS category are valued scrip-wise at lower of Cost or Market Value. Net depreciation, if any, under each classification is provided for. Net appreciation, if any, is ignored.
- f. In case of shares, bonds & other investments, the scrip-wise appreciation is ignored. Market value of government securities (excluding treasury bills) is determined on the basis of the prices periodically declared by PDAI jointly with FIMMDA/FBIL. In case of unquoted government securities, market price or fair value is determined as per the rates published by FIMMDA/FBIL. Net appreciation/depreciation are aggregated for each class of securities and net depreciation in aggregate for each category, if any, is charged to Profit and Loss account. Net appreciation, if any, is ignored.  
Market values of mutual funds are determined on the basis of NAV as on 31st March declared as per guidelines issued by AMFI.
- g. The securities sold and purchased under Repo/Reverse Repo are accounted based on Guidelines issued by Reserve Bank of India. Securities are transferred as in the case of normal outright sale/purchase transactions and such movement of securities is reflected using the Repo/ Reverse Repo Accounts and contra entries. The above entries are reversed on the date of maturity. Costs and revenue are accounted as interest expenditure/ income, as the case may be.
- h. Broken period interest on investments is treated as a revenue item. Brokerage, commission, stamp duty etc. pertaining to investments paid at the time of acquisition is charged to revenue.
- i. Shares of co-operatives societies, investment in mutual fund liquid cash plan and fixed deposits with banks are held at cost.

## 1.12 Employee Benefits (AS- 15):

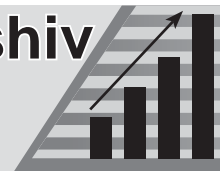
- a. Short-term employee benefits, such as wages, salaries and social security contributions (e.g., contribution to an insurance company by an employer to pay for medical care of its employees), paid annual leave, profit-sharing and bonuses (if payable within twelve months of the end of the period) and non-monetary benefits (such as medical care, housing, cars and free or subsidized goods or services) for current employees. Expenses of these types of expenses are debited to profit and loss yearly.
- b. The retirement benefits in the form of provident fund are a defined contribution scheme. The



# Janata Sahakari Bank Ltd; Dharashiv

Multistate Co-Op. Bank

81<sup>th</sup> Annual Report 2024-25



contributions to the provident fund are charged to Profit and Loss account for the year when the contributions are due.

- c. Encashment of accumulated leaves is a defined benefit plan. The Bank does not measure the expected cost of such absences as an additional amount that it expects to pay as a result of the unused entitlement that has accumulated at the Balance sheet date.
- d. The Bank operates defined benefit plan for its employees, viz. gratuity liability. The Bank has obtained Group Gratuity Policy from Life Insurance Corporation of India (LIC) for gratuity payments to employees at the time of retirement as per the Gratuity Act, 1972. The premium is accounted on cash basis.

## 1.13 Segment Reporting (AS - 17):

In accordance with the guidelines issued by RBI, Segment Reporting is made as under:

- a. Treasury includes all investment portfolio, profit/loss on sale of investments, profit/loss on foreign exchange transactions, equities and money market operations. The expenses of this segment consist of interest expenses on funds borrowed from external sources as well as internal sources and depreciation/amortization of premium on Held to Maturity category investments.
- b. Other Banking Operations include all other operations not covered under Treasury operations.
- c. The bank's principal business activity falls within a single primary business segment Viz. banking. Thus, as required by AS-17 on segment reporting, issued by the institute of chartered account on India, bank has not done segmental reporting.

## 1.14 Lease payment (AS - 19):

- a. Assets acquired under finance lease- At the inception of Finance Lease, the Leased Asset and liability for the future lease payments is recognized at an amount equal to the fair value or the present value of the minimum lease payments whichever is less.
- b. Operating lease payments are recognized as an expense in the Profit and Loss account on a straight-line basis over the lease term.

## 1.15 Earnings per share (AS - 20):

- a. Earnings per share are calculated by dividing the net profit for the period after tax attributable to equity shareholders (before appropriation) by the weighted average number of equity shares outstanding during the period.
- b. The weighted average number of equity shares outstanding during the period are calculated by aggregating the equity shares outstanding at the beginning of the period adjusted by the number of shares surrendered / forfeited or issued during the period multiplied by the time-weighting factor, which is the number of days for which the shares are outstanding as a proportion of total number of days during the year.

## 1.16 Taxes on Income (AS - 22):

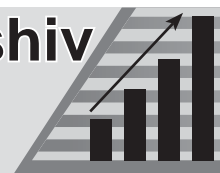
- a. Tax expense comprises of current and deferred tax. Current Income Tax is measured on the basis of estimated taxable income for the year in accordance with the provisions of Income Tax Act, 1961



# Janata Sahakari Bank Ltd; Dharashiv

Multistate Co-Op. Bank

81<sup>th</sup> Annual Report 2024-25



and rules framed thereunder.

- b. Deferred income tax reflects the impact of timing differences between taxable income and accounting income originating during the current year and reversal of timing differences for earlier year. Deferred tax is measured using tax rates and tax laws enacted or substantively enacted at reporting date. Deferred tax assets are recognized for only to the extent that there is reasonable certainty that sufficient future taxable income will be available against which such deferred tax assets can be realized.
- c. Deferred Tax Assets are reassessed at each reporting date, based upon management's judgments as to whether the realization is reasonably certain.
- d. Deferred tax assets should be recognized only to the extent that there is virtual certainty supported by convincing evidence that sufficient future taxable income will be available against which such deferred tax assets can be realized. In banking industry Deferred tax Assets are materially created on Account of provisioning norms of RBI and it is past experience shows that there are no possibilities of reversal. Therefore, bank has not recognized the deferred tax assets.

## 1.17 Provisions, Contingent Liabilities and Contingent Assets (AS - 29):

A provision is recognized when the Bank has a present obligation as result of past events and it is probable that an outflow of resources will be required to settle the obligation, in respect of which a reliable estimate can be made. Provisions are not discounted to their present value and are determined based on best estimate required to settle the obligation at the Balance sheet date. These are reviewed at each Balance sheet date and adjusted to reflect the current best estimates.

## 1.18 Accounting of Goods and Services Tax:

Goods and Service Tax Collected on Income Account is accounted as a part of Income under same head and GST paid to Vendor is accounted Expenses under the same head of Expense. The input Tax Credit component of capital assets is booked as cost of Asset. The Net GST Liability paid in cash or payable in cash is debited to profit and loss account.

## 1.19 Deposits for utilities:

Deposits for services like telephone, electricity etc. paid to concerned authorities are charged off as expenditure in the year in which the relevant service connection is installed.

## 2. Notes to financial statements for the year ended March 31, 2025:

### 2.1 Employee Benefit Expenses recognised in Profit and Loss account(Amount in Rs. crore)

Particulars	FY 2024-25	FY 2023-24
Short Term Benefit-		
In the form of Salary, TA and other benefits	30.75	23.81
Long Term Benefit-		
Premium for Gratuity Scheme paid	2.54	2.54
Provident Fund Contribution	2.10	2.03
Total	35.39	28.38

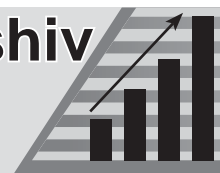




# Janata Sahakari Bank Ltd; Dharashiv

Multistate Co-Op. Bank

81<sup>th</sup> Annual Report 2024-25



## 2.2 Related party disclosure:

The Bank is Co-operative society under the Multi-state Co-operative Societies Act, 2002 and there are no related parties requiring a disclosure under the Accounting Standard-18, issued by ICAI, other than Key Management personnel, viz. Dr. Sanjay S. Ghodke is Chief Executive Officer (CEO) of the Bank in the F.Y. 2024-25.

## 2.3 Lease rent payable:

The breakup of future lease payables as required by AS-19 is given as under: (Amount in Rs. crore)

Particulars	FY 2024-25	FY 2023-24
Future lease rental payable as at the end of the year:		
- Not later than one year	0.81	0.80
- Later than one year and not later than five years	8.58	3.25
- Later than five years	6.07	5.75
Total of minimum lease payments recognized in the Profit and Loss Account for the year.	0.81	0.68
Total of future minimum lease sub-lease payment expected to be received under non-cancellable sub-lease	-	-
Sub-lease payments recognized in the Profit and Loss Account for the year	-	-

## 2.4 Impairment of Assets:

There is no indication of any material impairment of any of assets in the opinion of the Bank and as such no provision under Accounting Standard - 28 issued by ICAI is required.

## 2.5 Contingent Liabilities:

a. All letters of credit/guarantees are sanctioned to customers with approved credit limits in place. The liability thereon is dependent on terms of contractual obligations, devolvement, raising demand by concerned parties and the amount being called up. These amounts are collateralized by margins, counter-guarantees and secured charges. The quantum of contingent liabilities in respect of Bank Guarantees, Letters of Credit, Forward Contracts etc. as per Schedule "N" of the Balance sheet are as under:

(Amount in Rs. crore)

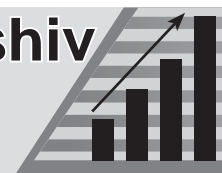
Particulars	FY 2024-25	FY 2023-24
Claims against the bank not acknowledged as debts	-	-
Liability for partly paid investments	-	-
Liability on account of outstanding forward exchange contracts	-	-
Guarantees given on behalf of constituents		
(a) In India	33.86	68.72
(b) Outside India	-	-
Acceptances, endorsements and other obligations	-	-
Other items for which the bank is contingently liable	3.96	3.78
Total	37.82	72.50



# Janata Sahakari Bank Ltd; Dharashiv

Multistate Co-Op. Bank

81<sup>th</sup> Annual Report 2024-25



## b. Details of amount transferred to The Depositor Education Awareness Fund (DEA Fund):

The following table sets forth, for the periods indicated, the movement in amount transferred to the Fund: (Amount in Rs. crore)

Particulars	F.Y.2024-25	F.Y.2023-24
Opening balance of amounts transferred to DEAF	3.78	3.55
Add: Amounts transferred to DEAF during the year	0.18	0.23
Less: Amounts reimbursed by DEAF towards claims	0.00	0.00
Closing balance of amounts transferred to DEAF	3.96	3.78

## c. Claims against Bank not acknowledged as debts:

This includes liability on account of Income Tax, Service Tax, Goods and Service Tax and other legal cases filed against the Bank. The Bank is a party to various legal proceedings in the normal course of business and has preferred appeals with the appropriate appellate authorities. These are categorized as follows: (Amount in Rs. crore)

Sr. No	Particulars	F.Y.2024-25	F.Y.2023-24
1	Income Tax	-	-
2	Service Tax	-	-
3	Goods and Service Tax	-	-
4	Legal Cases	-	-

## 2.6 Information under MSME (Development) Act, 2006:

Bank as a process obtains information from suppliers/ service providers covered under Micro, Small, Medium Enterprises Development Act, 2006, regarding filing of necessary memorandum with the appropriate authority. Accordingly, no delay has been noted and no interest is payable under the said Act.

## 3. Disclosure as per RBI master direction DOR.ACC. REC. NO. 45/ 21.04.018 / 2021-22 Last Updated on April 01, 2025.

### 3.1 Regulatory Capital: - Composition of Regulatory capital (Amount in Rs. crore)

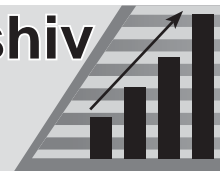
Particulars	FY 2024-25	FY 2023-24
Paid up share capital and reserves (net of deductions, if any)	233.79	202.40
Other Tier-I Capital	0.00	0.00
Tier-I Capital (i + ii)	233.79	202.40
Tier-II Capital	32.11	30.60
Total Capital (Tier 1+Tier 2)	265.90	233.01
Total Risk Weighted Assets (RWAs)	1071.94	1031.89
<b>Paid-up share Capital and reserves as percentage of RWAs</b>		
Tier-I Ratio (Tier-I Capital as a % of RWAs)	21.81%	19.61%
Tier-II Ratio (Tier-II Capital as a % of RWAs)	3.00%	2.97%
<b>Capital to Risk Weighted Assets Ratio (CRAR)</b> (Total Capital as a percentage of RWAs)	24.81%	22.58%
Amount of paid-up equity capital raised during the year (Share capital increased during the year is as compliance of share linking norm)	---	---
Amount of non-equity Tier-I Capital raised during the year	---	---
Amount of Tier-II Capital raised during the year	---	---



# Janata Sahakari Bank Ltd; Dharashiv

Multistate Co-Op. Bank

81<sup>th</sup> Annual Report 2024-25



## 3.2 Asset Liability Management (Maturity pattern of certain items of asset & Liabilities): - (Amount in Rs. crore)

Maturity Buckets	Loans & Advances		Investments		Deposits		Borrowings	
	CY	PY	CY	PY	CY	PY	CY	PY
1 to 14 Days	194.50	64.15	539.74	10	135.81	128.71	0	0.00
15 to 28 Days	10.91	4.76	12.63	27.01	30.36	26.04	-	-
29 to 3 months	60.56	65.32	94.85	30.00	169.28	164.08	-	-
Over 3 to 6 months	98.48	150.89	153.2	93.60	194.72	195	-	-
Over 6 to 1 year	350.29	341.18	137.07	145.41	336.44	323.93	-	-
Over 1 to 3 years	147.71	200.02	133.42	111.39	840.14	794.52	-	-
Over 3 to 5 years	298.52	126.06	11.22	86.77	73.76	122.58	-	-
Over 5 years	109.14	222.88	14.49	608.84	96.14	100.29	-	-
Total	1270.11	1,175.26	1,096.62	1,113.02	1,876.65	1,855.15	0.00	0.00

## 3.3 Investment

### a. Category wise Investment as on 31.03.2025 (Amount in Rs. crore)

Particulars	Face Value	Book Value	Market Value
<b>Held To Maturity (HTM) Category</b>			
Central Government Securities (GOI)	355.00	353.83	347.17
State Govt. Securities (SDL)	15.00	15.02	14.81
Dated T- Bills	0.00	0.00	0.00
Total In HTM Category	370.00	368.85	361.98
<b>Available For Sale (AFS) Category</b>			
Central Government Securities (GOI)	243.00	241.04	238.46
State Govt. Securities (SDL)	110.00	110.12	111.30
Dated T- Bills	110.00	109.61	109.74
Total In AFS Category	463.00	460.78	459.50
<b>Held For Trading (HFT) Category</b>			
Central Government Securities (GOI)	-	-	-
State Govt. Securities (SDL)	-	-	-
Total in HFT Category	-	-	-
Total Govt. Securities	833.00	829.63	821.48
Non-SLR Bonds ( In Demat Form )		-	-
Grand Total SLR & Non-SLR Bonds/ Securities	833.00	829.63	821.48

### b. Category wise Investment as on 31.03.2024 (Amount in Rs. crore)

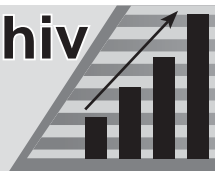
Particulars	Face Value	Book Value	Market Value
<b>Held To Maturity (HTM) Category</b>			
Central Government Securities (GOI)	355.00	353.90	336.46
State Govt. Securities (SDL)	15.00	15.02	14.41
Dated T- Bills	-	-	-
Total In HTM Category	370.00	368.92	350.87
<b>Available For Sale (AFS) Category</b>			
Central Government Securities (GOI)	320.00	317.53	307.53
State Govt. Securities (SDL)	122.00	122.08	120.84



# Janata Sahakari Bank Ltd; Dharashiv

Multistate Co-Op. Bank

81<sup>th</sup> Annual Report 2024-25



Dated T- Bills	-	-	-
Total In AFS Category	442.00	439.61	428.37
<b>Held For Trading (HFT) Category</b>			
Central Government Securities (GOI)	-----	-----	-----
State Govt. Securities (SDL)	-----	-----	-----
Total in HFT Category	-----	-----	-----
Total Govt. Securities	812.00	808.53	779.24
Non-SLR Bonds ( In Demat Form )	-----	-----	-----
Grand Total SLR & Non-SLR Bonds/ Securities	812.00	808.53	779.24

## C. Composition of Investment portfolio:

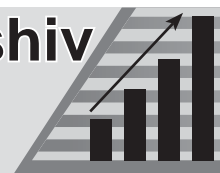
As at 31.03.2025						(Amount in Rs. crore)	
Particulars	Investments in India					Total Invest-ments outside India	Total Invest-ments
	Gov-ern-ment Securi-ties	Other Ap-proved Securi-ties	Shares	Debentures & Bonds Subsidiar-ies and / or joint ventures Others	Total Invest-ments in India		
<b>Held to Maturity</b>							
Gross	368.85		0		368.85	0	368.85
Less: Provision for non-performing invest-ments (NPI)	0		0		0	0	0
Net	368.85	0	0.00	0	368.85	0	368.85
<b>Available for Sale</b>							
Gross	460.78	0	0.46	0	461.24	0	461.24
Less: Provision for depreciation and NPI	0		0.06		0.06	0	0.06
Net	460.78	0.00	0.40	0.00	461.18	0.00	461.18
<b>Held for Trading</b>							
Gross	-	-	-	-	-	-	-
Less: Provision for de-preciation and NPI	-	-	-	-	-	-	-
Net	-	-	-	-	-	-	-
<b>Total Investments</b>							
Gross	829.63	0	0.46	0	830.09	0	830.09
Less: Provision for non-performing investments	0	0	0	0	0	0	0
Less: Provision for depreciation and NPI	41.45	0	0.06	0	41.51	0.00	41.51
Net	788.18	0.00	0.40	0.00	788.58	0.00	788.58



# Janata Sahakari Bank Ltd; Dharashiv

Multistate Co-Op. Bank

81<sup>th</sup> Annual Report 2024-25



As at 31.03.2024						(Amount in Rs. crore)	
Particulars	Investments in India					Total Invest-ments outside India	Total Invest-ments
	Gov-ern-ment Securi-ties	Other Ap-proved Securi-ties	Shares	Debentures & Bonds Subsidiar-ies and / or joint ventures Others	Total Invest-ments in India		
<b>Held to Maturity</b>							
Gross	368.91		0		368.91	0	368.91
Less: Provision for non-performing in-vestments (NPI)	0		0		0	0	0
Net	368.91	0	0.00	0	368.91	0	368.91
<b>Available for Sale</b>							
Gross	439.61	0	0.46	0	440.07	0	440.07
Less: Provision for depreciation and NPI	41.45		0.06		41.51	0	41.51
Net	398.16	0.00	0.40	0.00	398.56	0.00	398.56
<b>Held for Trading</b>							
Gross	-	-	-	-	-	-	-
Less: Provision for depreciation and NPI	-	-	-	-	-	-	-
Net	-	-	-	-	-	-	-
<b>Total Investments</b>							
Gross	808.52	0	0.46	0	808.98	0	808.98
Less: Provision for non-performing in-vestments	0	0	0.06	0	0.06	0	0.06
Less: Provision for depreciation and NPI	41.45	0	0.06	0	41.51	0.00	41.51
Net	767.07	0.00	0.34	0.00	767.41	0.00	767.75

## d. Movement of provision for depreciation and Investment Fluctuation Reserve: (Amount in Rs. crore)

Particulars	FY 2024-25	FY 2023-24
i) Movement of provisions held towards depreciation on investments		
a) Opening balance	41.51	41.51
b) Add: Provisions made during the year	0.00	0.06
c) Less: Write off / write back of excess provisions during the year	0.00	0.015
d) Closing balance	41.51	41.51

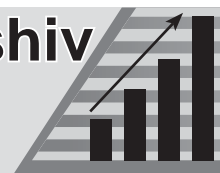




# Janata Sahakari Bank Ltd; Dharashiv

Multistate Co-Op. Bank

81<sup>th</sup> Annual Report 2024-25



ii) Movement of Investment Fluctuation Reserve		
a) Opening balance	26.61	26.00
b) Add: Amount transferred during the year	1.00	0.61
c) Less: Drawdown	0.00	0.00
d) Closing balance	27.61	26.61
iii) Closing balance in IFR as a percentage of closing balance of investments (point 13) in AFS and HFT/Current category	5.96%	6.05%

## e. Non-SLR Investment Portfolio

(i) Non-Performing Non-SLR Investments(Amount Rs.in crore) :

The bank had not invested in CP/CD/Corporate Bonds/Mutual funds etc

Particulars	FY 2024-25	FY 2023-24
Opening balance	0.46	0.475
Additions during the year since 1st April	0.00	0.000
Reductions during the above period	0.00	0.015
Closing balance	0.46	0.460
Total Provision held	0.06	0.060

The above shares of State Cooperative bank and DCC banks only.

(ii) Issuer Composition of Non-SLR Investments: (Amount in Rs. crore)

Sr.	Issuer	Amount	Extent of Private Placement	Extent of 'Below Investment Grade' Securities	Extent of 'Unrated' Securities	Extent of 'Unlisted' Securities
a	PSUs	2024-25	-	-	-	-
		2023-24	-	-	-	-
b	FIs	2024-25	-	-	-	-
		2023-24	-	-	-	-
c	Banks	2024-25	-	-	-	-
		2023-24	-	-	-	-
d	Private Corporates	2024-25	-	-	-	-
		2023-24	-	-	-	-
e	Subsidiaries/Joint Ventures	2024-25	-	-	-	-
		2023-24	-	-	-	-
f	Others	2024-25	0.46	-	-	-
		2023-24	0.46	-	-	-
g	Provision held towards depreciation	2024-25	-	-	-	-
		2023-24	-	-	-	-
	Total	2024-25	0.46	-	-	-
		2023-24	0.46	-	-	-

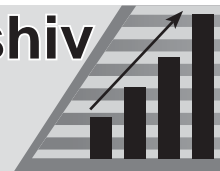
f. Repo transactions (in face value terms) there are no Repo/Reverse repo transactions during the year and outstanding as on the year end.



# Janata Sahakari Bank Ltd; Dharashiv

Multistate Co-Op. Bank

81<sup>th</sup> Annual Report 2024-25



## g. Sale and transfer to/from HTM category: (Amount in Rs. crore)

Particulars	FY 2024-25	FY 2023-24
Opening balance	368.92	276.80
Add: Additions made during the year	0.00	329.82
Less: Deletions during the year	0.07	237.70
Closing balance	368.85	368.92

## 3.4 Asset Quality

### a. Classification of advances and provisions held:(Amount in Rs. crore)

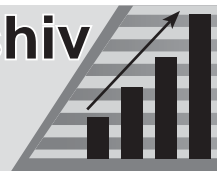
As on 31.03.2025	Standard	Non-Performing				Total
Particulars	Advances	Sub-standard	Doubtful	Loss	Non- Performing Advances	
<b>Gross Standard Advances and NPAs</b>						
Opening balance	925.46	32.51	217.25	0.05	249.81	1175.27
Add: Additions during the year					102.78	102.78
Less: Reductions during the year*					133.22	133.22
Closing balance	1050.74	24.71	194.61	0.05	219.37	1270.11
*Reductions in Gross NPAs due to:						
i) Upgradation					108.76	
ii) Recoveries (excluding recoveries- from upgraded accounts)					24.44	
iii) Technical/ Prudential Write-offs						
iv) Write-offs other than those under (iii) above					-	
<b>Provisions (excluding Floating Provisions)</b>						
Opening balance of provisions held	4.00	82.70	217.25	0.05	300.00	304.00
Add: Fresh provisions made during the year	0.50				10.00	10.50
Less: Excess provision reversed/ Write-off loans					0.00	0.00
Closing balance of provisions held	4.50	85.72	224.23	0.05	310.00	314.50
<b>Net NPAs</b>						
Opening Balance		-50.21	0.00	0.00	-50.21	
Add: Fresh additions during the year					0.00	
Less: Reductions during the year					40.43	
Closing Balance		-50.21	0.00	0.00	-90.64	
<b>Floating Provisions</b>						
Opening Balance						0.00
Add: Additional provisions made during the year						0.00
Less: Amount drawn down during the year						0.00
Closing balance of floating provisions						0.00



# Janata Sahakari Bank Ltd; Dharashiv

Multistate Co-Op. Bank

81<sup>th</sup> Annual Report 2024-25



Technical write-offs and the recoveries made thereon		
Opening balance of Technical / Prudential written-off accounts		0.00
Add: Technical/Prudential write-offs during the year		0.00
Less: Recoveries made from previously technical /prudential write-off accounts during the year		0.00
Closing balance		0.00

(Amount in Rs. crore)

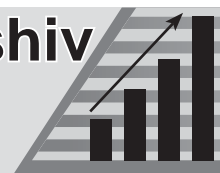
As on 31.03.2024	Standard Advances	Non-Performing				Total
Particulars		Sub-standard	Doubtful	Loss	Non- Performing Advances	
<b>Gross Standard Advances and NPAs</b>						
Opening balance	800.61	102.82	179.59	0.05	282.46	1083.07
Add: Additions during the year					125.94	125.94
Less: Reductions during the year*					158.59	158.59
Closing balance	925.46	32.51	217.25	0.05	249.81	1175.27
*Reductions in Gross NPAs due to:						
i) Upgradation					80.44	
ii) Recoveries (excluding recoveries- from upgraded accounts)					78.16	
iii) Technical/ Prudential Write-offs						
iv) Write-offs other than those under (iii) above					-	
<b>Provisions (excluding Floating Provisions)</b>						
Opening balance of provisions held	4.00	116.88	179.59	0.05	296.52	300.52
Add: Fresh provisions made during the year					3.48	3.48
Less: Excess provision reversed/ Write-off loans					0.00	0.00
Closing balance of provisions held	4.00	82.70	217.25	0.05	300.00	304.00
<b>Net NPAs</b>						
Opening Balance		-14.41	0.00	0.00	-14.41	
Add: Fresh additions during the year					0.00	
Less: Reductions during the year					35.80	
Closing Balance		-14.41	0.00	0.00	-50.21	
<b>Floating Provisions</b>						
Opening Balance						0.00
Add: Additional provisions made during the year						0.00
Less: Amount drawn down during the year						0.00
Closing balance of floating provisions						0.00



# Janata Sahakari Bank Ltd; Dharashiv

Multistate Co-Op. Bank

81<sup>th</sup> Annual Report 2024-25



Technical write-offs and the recoveries made thereon		
Opening balance of Technical / Prudential written-off accounts		0.00
Add: Technical/Prudential write-offs during the year		0.00
Less: Recoveries made from previously technical /prudential write-off accounts during the year		0.00
Closing balance		0.00

## Ratios

(Amount in Rs. crore)

Sr.No.	Ratio (in percent)	FY 2024-25	FY 2023-24
I	Gross NPA to Gross Advances	17.27%	21.26%
II	Net NPA to Net Advances	0.00%	0.00%
III	Provision coverage ratio	141.55%	120.48%

## b. Sector-wise Advances and Gross NPAs:

(Amount in Rs. crore)

Sector		FY 2024-25			FY 2023-24		
		Outstanding Total Advances	Gross NPAs	%of Gross NPAs to Total Advances in that sector	Outstanding Total Advances	Gross NPAs	%of Gross NPAs to Total Advances in that sector
<b>Priority Sector</b>							
a)	Agriculture and allied activities	78.56	8.55	10.88%	75.52	11.01	14.58%
b)	Advances to industries sector eligible as priority sector lending	179.50	36.91	20.56%	172.83	31.58	18.27%
c)	Services	752.02	96.29	12.80%	715.15	123.4	17.26%
d)	Personal loans	0.00	0.00	0.00%	0	0	0.00%
e)	Others	21.10	2.80	13.30%	20.33	2.44	12.00%
Sub-total (i)		1031.17	144.55	14.02%	983.83	168.43	17.12%
<b>Non-priority Sector</b>							
a)	Agriculture and allied activities	0.01	0.00	0.00%	0.00	0.00	0.00%
b)	Industry	0.00	0.00	0.00%	0.00	0.00	0.00%
c)	Services	28.86	22.86	79.20%	29.2	22.78	78.01%
d)	Personal loans	11.16	0.07	0.67%	4.06	0.07	1.72%
e)	Others	198.91	51.89	26.09%	158.18	58.52	37.00%
Sub-total (ii)		238.94	74.82	31.31%	191.44	81.37	42.50%
Total (i + ii)		1270.11	219.37	17.27%	1175.27	249.80	21.25%

## c. Overseas Assets, NPAs and revenue:

Bank does not have overseas assets, NPA and Revenue during previous year and current year

## d. Details of accounts subjected to restructuring:

(Amount in Rs. crore)

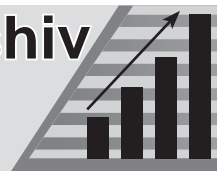
Particulars		Agriculture and Allied Activities		Corporates (excluding MSME)		Micro, Small and Medium Enterprises (MSME)		Retail (excluding agriculture and MSME)	
		CY	PY	CY	PY	CY	PY	CY	PY
Standard	Number of borrowers	--	--	--	--	--	--	--	--
	Gross Amount	--	--	--	--	--	--	--	--
	Provision held	--	--	--	--	--	--	--	--



# Janata Sahakari Bank Ltd; Dharashiv

Multistate Co-Op. Bank

81<sup>th</sup> Annual Report 2024-25



Sub- standard	Number of borrowers	--	--	--	--	--	--	--	--
	Gross Amount	--	--	--	--	--	--	--	--
	Provision held	--	--	--	--	--	--	--	--
Doubtful	Number of borrowers	--	--	--	--	--	--	--	--
	Gross Amount	--	--	--	--	--	--	--	--
	Provision held	--	--	--	--	--	--	--	--
Total	Number of borrowers	--	--	--	--	--	--	--	--
	Gross Amount	--	--	--	--	--	--	--	--
	Provision held	--	--	--	--	--	--	--	--

Amount and number of accounts in respect of which restructuring applications received and under process, but the restructuring packages have not been approved as on 31st March 2025 - NIL (Previous year-NIL)

## e. Disclosure of transfer of loan exposure:

### Details of stressed loans transferred during the year

(Amounts in Rs. crore)	To ARCs	To permitted transferees	To other transferees
No: of accounts	-	-	-
Aggregate principal outstanding of loans transferred	-	-	-
Weighted average residual tenor of the loans transferred	-	-	-
Net book value of loans transferred (at the time of transfer)	-	-	-
Aggregate consideration	-	-	-
Additional consideration realized in respect of accounts transferred in earlier years	-	-	-

### Details of loans acquired during the year

(Amounts in Rs. crore)	From SCBs, RRBs, UCBs, SCBs, DCCBs, AIFIs, SFBs and NBFCs including HFCs	From ARCs
Aggregate principal outstanding of loans acquired	-	-
Aggregate consideration paid	-	-
Weighted average residual tenor of loans acquired	-	-

## f. Fraud accounts

Particulars	FY 2024-25	FY 2023-24
Number of frauds reported	0	0
Amount involved in fraud (Rs. Crore)	0	0
Amount of provision made for such frauds (Rs. Crore)	0	0
Amount of Unamortised provision debited from 'other reserves' as at the end of the year (Rs. Crore)	-	-

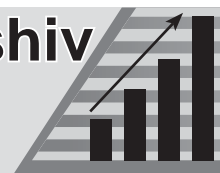




# Janata Sahakari Bank Ltd; Dharashiv

Multistate Co-Op. Bank

81<sup>th</sup> Annual Report 2024-25



## 3.5 Exposures

### a. Exposure to real estate sector

(Amount in Rs. crore)

Category	FY 2024-25	FY 2023-24
Direct exposure		
I. Residential Mortgages – Lending fully secured by mortgages on residential property that is or will be occupied by the borrower or that is rented. Individual housing loans eligible for inclusion in priority sector advances shall be shown separately. Exposure would also include non-fund based (NFB) limits	3.51	3.77
II. Commercial Real Estate Lending secured by mortgages on commercial real estate (office buildings, retail space, multipurpose commercial premises, multi-family residential buildings, multi tenanted commercial premises, industrial or warehouse space, hotels, land acquisition, development and construction, etc.). Exposure would also include non-fund based (NFB) limits;	100.80	65.58
III. Investments in Mortgage-Backed Securities (MBS) and other securitized exposures-	-	-
i. Residential	-	-
ii. Commercial Real Estate	-	-
Indirect Exposure		
Fund based and non-fund-based exposures on National Housing Bank and Housing Finance Companies.	-	-
Total Exposure to Real Estate Sector	104.31	69.35

### b. Exposure to Capital Market - Nil (Previous year - Nil)

### c. Risk category - wise country exposure: Bank has no exposure to country risk.

### d. Unsecured Advances:(Amount in Rs. crore)

Particulars	FY 2024-25	FY 2023-24
Total unsecured advances of the bank	5.84	8.98
Out of the above, the amount of advances for which intangible securities such as charge over the rights, licenses, authority, etc. have been taken	-	-
Estimated value of such intangible securities	-	-

## 3.6 Concentration of deposits, advances, exposures and NPAs:

### a. Concentration of Deposits:

(Amount in Rs. crore)

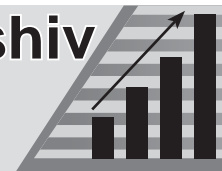
Particulars	FY 2024-25	FY 2023-24
Total deposits of the twenty largest depositors	62.58	31.76
Percentage of deposits of twenty largest depositors to total deposits of the bank	3.34 %	1.71%



# Janata Sahakari Bank Ltd; Dharashiv

Multistate Co-Op. Bank

81<sup>th</sup> Annual Report 2024-25



b. Concentration of Advances: (Amount in Rs. crore)

Particulars	FY 2024-25	FY 2023-24
Total advances to the twenty largest borrowers	160.53	147.63
Percentage of advances to twenty largest borrowers to total advances of the bank	12.64%	12.56%

c. Concentration of Exposures: (Amount in Rs. crore)

Particulars	FY 2024-25	FY 2023-24
Total exposure to the twenty largest borrowers/customers	176.62	164.59
Percentage of exposure to the twenty largest borrowers/customers to the total exposure of the bank on borrowers/customers	13.91 %	14.00%

d. Concentration of NPAs: (Amount in Rs. crore)

Particulars	FY 2024-25	FY 2023-24
Total Exposure to the top twenty NPA accounts	84.12	98.98
Percentage of exposures to the twenty largest NPA exposures to total Gross NPAs	38.35 %	39.62%

### 3.7 Derivatives:

Bank does not have transaction in derivatives in the current and previous financial years.

### 3.8 Disclosure of Complaints:

a. Summary information on complaints received by the bank from customers and from the Offices of Ombudsman

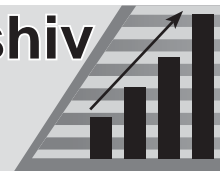
Sr. No.	Particulars	CY	PY
Complaints received by the bank from its customers			
i)	Number of complaints pending at beginning of the year	-	-
ii)	Number of complaints received during the year	18	23
iii)	* Number of complaints disposed during the year	17	23
	* Of which, number of complaints rejected by the bank	01	01
iv)	Number of complaints pending at the end of the year	01	-
Maintainable complaints received by the bank from Office of Ombudsman			
v)	Number of maintainable complaints received by the bank from Office of Ombudsman	-	-
	* Of 5, number of complaints resolved in favour of the bank by Office of Ombudsman	-	-
	* Of 5, number of complaints resolved through conciliation / mediation / advisories issued by Office of Ombudsman	-	-
	* Of 5, number of complaints resolved after passing of Awards by Office of Ombudsman against the bank	-	-



# Janata Sahakari Bank Ltd; Dharashiv

Multistate Co-Op. Bank

81<sup>th</sup> Annual Report 2024-25



vi)	Number of Awards unimplemented within the stipulated time (other than those appealed)	-	-
-----	---	---	---

Note: Maintainable complaints refer to complaints on the grounds specifically mentioned in Integrated Ombudsman Scheme, 2021 (Previously Banking Ombudsman Scheme, 2006) and covered within the ambit of the Scheme.

## b. Top five grounds of complaints received by the bank from customers:

Grounds of Complaints, (i.e., complaints relating to)	Number of complaints pending at the beginning of the year	Number of complaints received during the year	% increase/ decrease in the number of complaints received over the previous year	Number of complaints pending at the end of the year	Of 5, number of complaints pending beyond 30 days
1	2	3	4	5	6
<b>Current Year F.Y. 2024-25</b>					
Ground-1	-	-	-	-	-
Ground-2	-	-	-	-	-
Ground-3	-	-	-	-	-
Ground-4	-	-	-	-	-
Ground-5	-	-	-	-	-
Others	-	-	-	-	-
Total	-	-	-	-	-
<b>Previous Year F.Y. 2023-24</b>					
Ground-1	-	-	-	-	-
Ground-2	-	-	-	-	-
Ground-3	-	-	-	-	-
Ground-4	-	-	-	-	-
Ground-5	-	-	-	-	-
Others	-	-	-	-	-
Total	-	-	-	-	-

## 3.9 Disclosure of penalties:

No any Penalties for Bank in the FY-2024-25

## 3.10 Other Disclosures:

### a. Business ratios:

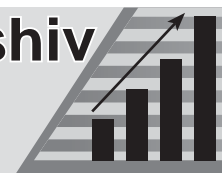
Sr.No.	Particulars	FY 2024-25	FY 2023-24
i)	Interest income as a percentage to average working funds	7.35%	8.33%
ii)	Non- interest income as a percentage to average working funds	1.41%	0.15%
iii)	Cost of deposits	5.78%	5.96%
iv)	Net Interest Margin	3.71%	3.86%
v)	Operating profit as a percentage to working funds	1.76%	1.55%
vi)	Return on Average Assets	7.19%	8.15%
vii)	Business (Deposits + Advances) per employee (in Rs. Crore)	7.52	8.08
viii)	Profit per employee (in Rs. Crore)	10.78	10.25



# Janata Sahakari Bank Ltd; Dharashiv

Multistate Co-Op. Bank

81<sup>th</sup> Annual Report 2024-25



## b. Bank insurance business:

The following table sets forth, for the periods indicated, the break-up of income derived from insurance business: (Amount in Rs. crore)

Particulars	FY2024-25	FY2023-24
Commission from selling of Non-Life Insurance policies (ICICI Lombard General Insurance Co. FY 2023-24)	0.59	--
Commission from selling of Life Insurance policies	-	-

## c. Marketing and distribution:

The following table sets forth, for the periods indicated, the break-up of income: (Amount in Rs. crore)

Particulars	FY2024-25	FY2023-24
Commission from Mutual funds	-	-
Commission from ASBA	-	-
Commission from Demat	-	-

## d. Provisions and Contingencies:

(Amount in Rs. crore)

Sr.No.	Particulars	FY2024-25	FY2023-24
Provision debited to Profit and Loss Account			
i)	Amount Provided for Bad and Doubtful Debts	10.50	3.48
ii)	Expenditure Provision & Contingencies	-	-
iii)	Investment Depreciation Provision	0.00	0.00
iv)	Income Tax (Including short/excess provision of last year)	16.56	12.34
Total		27.06	15.82

## e. Payment of DICGC Insurance Premium:

(Amount in Rs. crore)

Sr.No.	Particulars	FY2024-25	FY2023-24
i)	Payment of DICGC Insurance Premium	2.64	2.61
ii)	Arrears in payment of DICGC Premium	-	-

## f. Disclosure of facilities granted to directors and their relatives

:(Amount in Rs. crore)

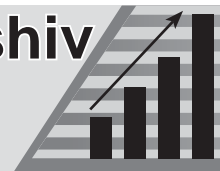
Sr.No.	Particulars	FY2024-25	FY2023-24
i) Fund Based:			
	Outstanding at the beginning of the year	0.00	0.00
	Additions during the year		
	Recovery during the year	0.00	0.00
	Outstanding at the end of the year	0.00	0.00
ii)	Non-Fund Based (Guarantees, L/Cs, etc.)	-	-



# Janata Sahakari Bank Ltd; Dharashiv

Multistate Co-Op. Bank

**81<sup>th</sup> Annual Report 2024-25**



**g. Dividend Equalization fund :**

The RBI has implemented new regulations regarding DEF to UCB with ref.RBI Circular No.RBI/2024-25/57 DOR.CAP.REC.No.30/09.18.201/2024-25 July 30, 2024 the bank had complied and transferred to Reserve fund.

Board of Directors Meeting dated 12.03.2025 (Resolution No.12) as per the above RBI guidelines DEF balance transfer to Reserve Fund.

(Amount in Rs. crore)

Particulars	FY2024-25
Opening Balance as on	0.15
Addition during the Year	0.77
Deductions during the Year	0.92
Closing Balance	0.00

**3.11 Previous Year figures:**

- The Bank has reclassified and rearranged previous year figures to confirm to current year's classification and wherever necessary.

**Chief Officer    General Manager    Chief Executive Officer**

**Director    Director    Vice - Chairman    Chairman**

As per our Report of Even date  
**For Dhanraj Nogaja & Associates**  
 Chartered Accountants  
 FRN 122617W

Date : 02.05.2025  
 Place : Solapur

**CA. Dhanraj Nogaja**  
 Partner M.No.: 112163  
 UDIN: 25112163BMISZD9093

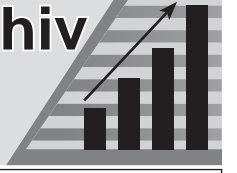




# Janata Sahakari Bank Ltd; Dharashiv

Multistate Co-Op. Bank

81<sup>th</sup> Annual Report 2024-25



## साल सन २०२४-२०२५ या वर्षाचा अंदाजपत्रकापेक्षा जास्त झालेला खर्च

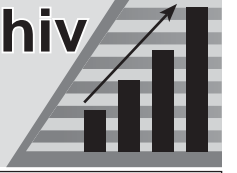
Sr. No. अ.क्र.	PARTICULARS (तपशील )	Expected Budget अपेक्षित खर्च २०२४-२५	Actual Expences प्रत्यक्ष खर्च २०२४-२५	Expected Over Budget अंदाज पत्रकापेक्षा जादा झालेला खर्च २०२४-२५
1	Staff Salary, Travelling & Other Allowances (कर्मचारी पगार, प्रवास भत्ते व इतर खर्च )	330000000.00	353937167.30	23937167.30
2	Board of Director's Meeting Exp. (संचालक मंडळ मिटींग खर्च )	1000000.00	1224220.00	224220.00
3	Legal Advisor's Fees (कायदेशीर सल्ला फिस खर्च )	2000000.00	2879920.00	879920.00
4	Annual General Body Meeting Exp. (वार्षिक सर्वसाधारण बैठक खर्च)	3000000.00	3385549.00	385549.00
5	Special General Body Meeting Expns (विशेष सर्वसाधारण सभा खर्च)	0.00	276622.00	276622.00
6	Jeep Repair / Insurance Expenses (जीप दुरुस्ती व विमा खर्च)	500000.00	578073.00	78073.00
7	NPA - BDDR Provision (NPA - संशयीत व बुडीत कर्ज निधी )	0.00	100000000.00	100000000.00
8	Battery Purchase Expns (बॅटरी खरेदी खर्च)	0.00	177400.00	177400.00
9	Standard Loan Provision Expns (उत्तम कर्ज तरतूद खर्च)	0.00	5000000.00	5000000.00
10	Income Tax Expenses (इन्कम टॅक्स खर्च )	160000000.00	165884964.00	5884964.00
	Total (एकूण)	496500000.00	633343915.30	136843915.30



# Janata Sahakari Bank Ltd; Dharashiv

Multistate Co-Op. Bank

81<sup>th</sup> Annual Report 2024-25



## BUDGET FOR THE YEAR -2025-2026

अंदाजपत्रक २०२५-२०२६

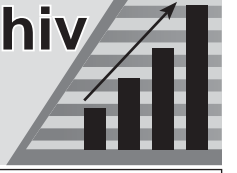
Sr.No. अ.क्र.	PARTICULARS (विवरण)	Expected Budgut अपेक्षित उत्पन्न २०२४-२५	Actual Income प्रत्यक्ष उत्पन्न २०२४-२५	Expected Budgut अपेक्षित उत्पन्न २०२५-२६
1	Interest Received on Loan कर्जावर मिळालेले व्याज	1457500000.00	1413124876.38	1610000000.00
2	Interest Received On Investment गुंतवणुकीवर मिळालेले व्याज व उत्पन्न	850000000.00	754001815.67	730000000.00
		<b>2307500000.00</b>	<b>2167126692.05</b>	<b>2340000000.00</b>
3	Commission कमीशन	2500000.00	1690937.55	2000000.00
4	Other Income इतर उत्पन्न	35000000.00	26801368.52	30000000.00
		<b>37500000.00</b>	<b>28492306.07</b>	<b>32000000.00</b>
5	Locker Rent Received लॉकर भाडे	5000000.00	4661525.54	5000000.00
6	Building Rent Received इमारत भाडे	0.00	0.00	0.00
7	Insurance Agency Commission विमा एजन्सी कमिशन	7000000.00	5898305.94	6000000.00
8	Profit on Sale of Deadstock मालमत्ता विक्रीवर नफा	3000000.00	34603963.58	0.00
		<b>15000000.00</b>	<b>45163795.06</b>	<b>11000000.00</b>
	Total (एकूण)	<b>2360000000.00</b>	<b>2240782793.18</b>	<b>2383000000.00</b>



# Janata Sahakari Bank Ltd; Dharashiv

Multistate Co-Op. Bank

81<sup>th</sup> Annual Report 2024-25



## BUDGET FOR THE YEAR -2025-206

अंदाजपत्रक २०२५-२०२६

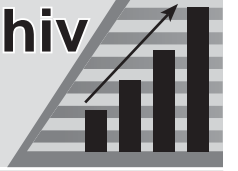
Sr.No. अ.क्र.	PARTICULARS (विवरण)	ExpectedBudget अपेक्षित खर्च २०२४-२५	Actual Expenses प्रत्यक्ष खर्च २०२४-२५	Expected Budget अपेक्षित खर्च २०२५-२६
1	Interest Paid On Deposit (with DICGC) ठेवीवर दिलेले व्याज, ठेव विमासह	1220000000.00	1056238052.83	1180000000.00
2	Pigmy Agent Commission पिग्मी एजेंट कमिशन	32000000.00	27984061.00	30000000.00
3	Interest Paid On Borrowings कर्जावर दिलेले व्याज	100000.00	0.00	100000.00
		<b>1252100000.00</b>	<b>1084222113.83</b>	<b>1210100000.00</b>
4	Staff Salary, Travelling & Other Allowances कर्मचारी पगार, प्रवास, भत्ते व इतर खर्च	330000000.00	353937167.25	380000000.00
		<b>330000000.00</b>	<b>353937167.25</b>	<b>380000000.00</b>
5	Board Of Director's Meeting Exp संचालक मंडळ मिटींग खर्च	1000000.00	1224220.00	1500000.00
6	Board Of Director's Travelling & OtherExp संचालक मंडळ प्रवास व इतर खर्च	2000000.00	1332944.45	2000000.00
7	Co-op.Movement Study Tour Exp. सहकार चळवळ अभ्यास दौरा	1000000.00	239370.00	1000000.00
		<b>4000000.00</b>	<b>2796534.45</b>	<b>4500000.00</b>
8	Audit Fees & Internal Audit Fees ऑडिट फीस आणि अंतर्गत तपासणी फी	8500000.00	6177491.00	8500000.00
		<b>8500000.00</b>	<b>6177491.00</b>	<b>8500000.00</b>
9	Building Rent इमारत भाडे खर्च	10000000.00	9027075.28	10000000.00
10	Insurance Expenses विमा खर्च	700000.00	588468.00	1000000.00
11	Municipal Tax, Professional Tax & Other Tax नगरपालिका व्यवसाय कर व इतर कर	7000000.00	978759.00	2500000.00
12	Electricity Bill Exp. दिवाबत्ती खर्च	5000000.00	4326897.03	5000000.00
		<b>22700000.00</b>	<b>14921199.31</b>	<b>18500000.00</b>
13	Legal Advisor's Fees कायदेशीर सल्ला फीस खर्च	2000000.00	2879920.00	3000000.00
		<b>2000000.00</b>	<b>2879920.00</b>	<b>3000000.00</b>
14	Telephone & Postage Exp.टेलीफोन & टपाल खर्च	1000000.00	955533.19	10,00,000.00
15	BSNL - MPLS Lease Line Exp. लिजलाईन खर्च	1500000.00	316504.68	5,00,000.00
		<b>2500000.00</b>	<b>1272037.87</b>	<b>1500000.00</b>
16	Stationery/Printing Exp.स्टेशनरी/प्रिंटिंग खर्च	2000000.00	1870642.46	5000000.00
17	Advertisement Exp. जाहिरात खर्च	1500000.00	1490640.00	2200000.00
		<b>3500000.00</b>	<b>3361282.46</b>	<b>7200000.00</b>



# Janata Sahakari Bank Ltd; Dharashiv

Multistate Co-Op. Bank

81<sup>th</sup> Annual Report 2024-25



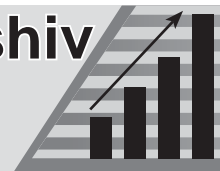
Sr.No. अ.क्र.	PARTICULARS (विवरण)	Expected Budget अपेक्षित खर्च २०२४-२५	Actual Expenses प्रत्यक्ष खर्च २०२४-२५	Expected Budget अपेक्षित खर्च २०२५-२६
18	Asset & Computer Depreciation मालमत्ता व संगणक झीज	30000000.00	20669487.00	30000000.00
19	Computer Repair Exp. संगणक दुरुस्ती, सॉफ्टवेयर सह AMC	1500000.00	734386.00	5000000.00
20	CBS Software Exp कोअर बैंकिंग सॉफ्टवेयर खर्च	10000000.00	6969124.00	10000000.00
21	Building Repair/ A.C./Lift. Repair Exp. इमारत दुरुस्ती/ ए.सी.दुरुस्ती/लिफ्ट दुरुस्ती खर्च	2000000.00	1912409.00	2500000.00
22	U.P.S.Repair Exp. यु.पी.एस. दुरुस्ती खर्च	500000.00	440366.00	500000.00
23	A.T.M. Exp. ए.टी.एम. खर्च	500000.00	404122.21	500000.00
	Total / एकूण	44500000.00	31129894.21	48500000.00
24	Co-op. Society Subscription सहकारी संस्था वर्गणी	500000.00	325900.00	500000.00
25	Annual General Body Meeting Exp. वार्षिक सर्वसाधारण सभा खर्च	3000000.00	3385549.00	4000000.00
26	Jeep/Generator Diesel/ Jeep Rent Exp. जीप/ जनरेटर डिझेल/ गाडी भाडे सह	3500000.00	2673615.00	3500000.00
27	Special General Body Meeting Expns विशेष सर्वसाधारण सभा खर्च	0.00	276622.00	0.00
28	Jeep Repair / Insurance Expenses जीप दुरुस्ती व विमा खर्च	500000.00	578073.00	700000.00
29	Commission , Service Charges & Clearing /CIBIL	1500000.00	1028989.38	1500000.00
30	Premium on GOI Securities Purchase सरकारी रोख खरेदी वरील प्रीमियम	5000000.00	698989.00	2500000.00
31	Tea & Other Expenses चहापान व किरकोळ खर्च	7000000.00	5591446.06	6000000.00
32	News Paper Expenses वृत्तपत्र वर्गणी खर्च	200000.00	86090.00	200000.00
33	Branch Shifting Exp. शाखा स्थलांतर खर्च	2000000.00	0.00	2000000.00
34	Office Renovation Exp. ऑफीस नुतनीकरण खर्च	10000000.00	50280.00	5000000.00
	Total / एकूण	33200000.00	14695553.44	25900000.00
35	NPA BDDR Provision संशयित बुडित तरतुद	0.00	10000000.00	0.00
36	Investment Depreciation गुंतवणूक घसारा	10000000.00	0.00	0.00
37	Loss on Sale of G.Sec.सरकारी रोखे विक्रीतील तोटा	5000000.00	0.00	2500000.00
38	Battery Purchase Expns बॅटरी खरेदी खर्च	0.00	177400.00	300000.00
39	Security Guard /Watchman सिक्युरिटीगार्ड/वॉचमन	7500000.00	3674431.00	5000000.00
40	Standard Loan Provision Expns उत्तम कर्ज निधी	0.00	5000000.00	0.00
41	Income Tax Expenses इन्कम टॅक्सखर्च	160000000.00	165884964.00	180000000.00
42	Expected Profit अपेक्षित नफा	474500000.00	450734004.36	487500000.00
		657000000.00	725470799.36	675300000.00
	Total / एकूण	2360000000.00	2240863993.18	2383000000.00



# Janata Sahakari Bank Ltd; Dharashiv

Multistate Co-Op. Bank

**81<sup>th</sup> Annual Report 2024-25**



**Dhanraj Nogaja & Associates**

Chartered Accountants

309, Status Symbol, 437, West  
Mangalwar Peth, Solapur – 413002.

## INDEPENDENT AUDITOR'S REPORT

### Statutory Auditor's Report For The Year Ended 31 March 2025

[Under Section 31 of the Banking Regulation Act, 1949 and Section 73(4) of Multi State Co-operative Societies Act, 2002 and Rule 27 of Multi State Co-operative Societies Rules)

To,

**The Members,**

Osmanabad Janata Sahakari Bank Ltd.

Solapur Road, Osmanabad.

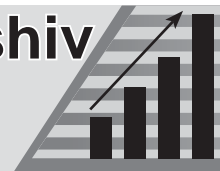
### Report on the Financial Statements

#### 1. Opinion

We have audited the accompanying financial statements of Osmanabad Janata Sahakari Bank Limited. (Hereinafter referred to as the “Bank”) as at 31<sup>st</sup> March 2025, which comprise the Balance Sheet as at 31<sup>st</sup> March 2025, and the Profit and Loss Account, and the Cash Flow Statement for the year then ended, and Notes to the financial statements including a summary of accounting policies and other explanatory information (hereinafter referred to as “the financial statements”).

In our opinion and to the best of our information and according to the explanations given to us, the aforesaid financial statements



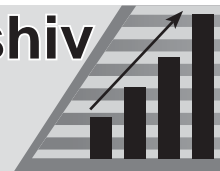


together with the Notes thereon, subject to our comments and observations contained in the Audit Memorandum & LFAR, give the information required by the Banking Regulation Act, 1949, the Multi State Co-operative Societies Act, 2002 and the Rules framed thereunder and the guidelines issued by the Reserve Bank of India and the Central Registrar of Cooperative Societies, in the manner so required and give a true and fair view in conformity with the accounting principles generally accepted in India:

- (a) In the case of the Balance Sheet, of state of affairs of the Bank as at 31<sup>st</sup> March 2025;
- (b) In the case of the Profit and Loss Account, of the profit for the year ended on that date ; and
- (c) In the case of the Cash Flow Statement, of the cash flows for the year ended on that date.

## 2. Basis of Opinion

We conducted our audit in accordance with the Standards on Auditing (SAs) issued by Institute of Chartered Accountants of India (ICAI). Our responsibilities under those Standards are further described in the Auditor's Responsibilities for the Audit of the Financial Statements section of our report. We are independent of the Bank in accordance with the Code of Ethics issued by ICAI together with ethical requirements that are relevant to our audit of the Financial Statements under the provisions of the Multi-State Co-operative Society Act, 2002 and the rules made thereunder and the Banking Regulation Act, 1949 (as applicable to co-operative societies), and



we have fulfilled our other ethical responsibilities in accordance with these requirements and the Code of Ethics. We believe that the audit evidence we have obtained is sufficient and appropriate to provide a basis for our opinion on the Financial Statements.

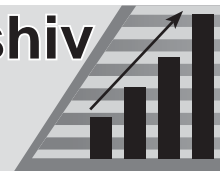
### **3. Information Other than the Financial Statements and Auditor's Report thereon**

The Bank's Board of Directors is responsible for the preparation of other information. The other information comprises the information included in the Board of Directors Report including other explanatory information, but does not include Financial Statements and our auditor's report thereon.

Our opinion on the Financial Statements does not cover the other information and we do not express any form of assurance conclusion thereon.

In connection with our audit of the Financial Statements, our responsibility is to read the other information and, in doing so, consider whether the other information is materially inconsistent with the Financial Statements or our knowledge obtained in the audit or otherwise appears to be materially misstated.

When we read the Report of Board of Directors including other explanatory information, if we conclude that there is material misstatement therein, we are required to communicate the matter to those charged with governance and the members in the Annual General Meeting.

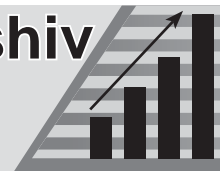


## 4. Responsibilities of Management and those Charged with Governance for the Financial Statements

The Bank's Management and Board of Directors is responsible for the preparation of these Financial Statements that give a true and fair view of the financial position, financial performance and cash flows of the Bank in accordance with accounting principles generally accepted in India, including the Accounting Standards issued by ICAI, the provisions of the BR Act, the Act and Rules made thereunder and RBI, from time to time. This responsibility also includes maintenance of adequate records in accordance with the provisions of the Act for safeguarding of assets of the Bank and for preventing and detecting frauds and other irregularities; selection and application of appropriate accounting policies; making judgements and estimates that are reasonable and prudent; and design, implementation and maintenance of adequate internal financial controls, that were operating effectively for ensuring the accuracy and completeness of the accounting records, relevant to the preparation and presentation of the Financial Statements that give true and fair view and are free from material misstatement, whether due to fraud or error.

In preparing the Financial Statements, management is responsible for assessing the Bank's ability to continue as a going concern, disclosing, as applicable, matters related to going concern and using the going concern basis of accounting unless management either intends to liquidate the Bank or to cease operations, or has no realistic alternative but to do so.

Boards of Directors are responsible for overseeing the Bank's financial reporting process.

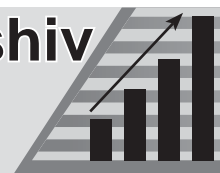


## 5. Auditor's Responsibility for the Audit of Financial Statements

Our objectives are to obtain reasonable assurance about whether the Financial Statements as a whole are free from material misstatement whether due to fraud or error and to issue auditor's report that includes our opinion. Reasonable assurance is high level of assurance, but it is not a guarantee that an audit conducted in accordance with SAs will always detect a material misstatement when it exists. Misstatements can arise from fraud or error and are considered material if, individually or in aggregate, they could reasonably be expected to influence the economic decision of users taken on the basis of these Financial Statements.

As part of an audit in accordance with SAs, we exercise professional judgment and maintain professional skepticism throughout the audit. We also:

- i) Identify and assess the risks of material misstatement of the Financial Statements, whether due to fraud or error, design and perform audit procedures responsive to those risks, and obtain audit evidence that is sufficient and appropriate to provide a basis for our opinion. The risk of not detecting a material misstatement resulting from fraud is higher than for one resulting from error, as fraud may involve collusion, forgery, intentional omissions, misrepresentations, or the override of internal control.
- ii) Obtain an understanding of internal control relevant to the audit in order to design audit procedures that are appropriate in the

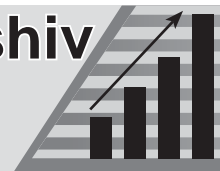


circumstances, but not for the purpose of expressing an opinion on the effectiveness of the Bank's internal control.

- iii) Evaluate the appropriateness of accounting policies used and the reasonableness of accounting estimates and related disclosures made by management.
- iv) Conclude on the appropriateness of management's use of the going concern basis of accounting and, based on the audit evidence obtained, whether a material uncertainty exists related to events or conditions that may cast significant doubt on the Bank's ability to continue as a going concern. If we conclude that a material uncertainty exists, we are required to draw attention in our auditor's report to the related disclosures in the Financial Statements or; if such disclosures are inadequate, to modify our opinion. Our conclusions are based on the audit evidence obtained up to the date of our auditor's report. However, future events or conditions may cause the Bank to cease to continue as a going concern.
- v) Evaluate the overall presentation, structure and content of the Financial Statements, including the disclosures, and whether the Financial Statements represent the underlying transactions and events in a manner that achieves fair presentation.

We communicate with those charged with governance regarding, among other matters, the planned scope and timing of the audit and significant audit findings, including any significant deficiencies in internal





control that we identify during our audit.

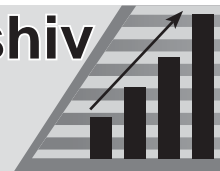
We also provide those charged with governance with a statement that we have complied with relevant ethical requirements regarding independence, and to communicate with them all relationships and other matters that may reasonably be thought to bear on our independence, and where applicable, related safeguards.

## **6. Report on legal and regulatory requirements**

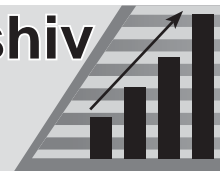
Balance Sheet and Profit and Loss Account have been drawn up in Forms “A and “B” respectively of the Third Schedule to the Banking Regulation Act, 1949 and the Multi State Co-operative Societies Act, 2002, the Multi State Co-operative Societies Rules, 2002.

As required by Section 73(4) of the Multi State Co-operative Societies Act, 2002, the rules framed thereunder and the Banking Regulation Act, 1949, we report that :

- a) We have obtained all the information and explanations, which to the best of our knowledge and belief were necessary for the purpose of our audit and have found to be satisfactory;
- b) In our opinion, proper books of account as required by law have been kept by the Bank so far as it appears from our examination of those books and proper returns adequate for the purposes of our audit have been received from the branches/offices;
- c) The transactions of the Bank which came to our notice have been within the powers of the Bank;



- d) The Balance Sheet, Profit and Loss Account dealt with by this report, are in agreement with the books of account and the returns;
- e) The reports on the accounts of the branches/offices audited by the concurrent auditors have been forwarded to us and have been properly dealt with by us in preparing this Report;
- f) In our opinion and according to information and explanations given to us, we have not noticed any material impropriety or irregularity in the expenditure or in the realization of money due to the bank.
- g) The accounting standards adopted by the Bank are consistent with those laid down by accounting principles generally accepted in India so far as applicable to Banks except for:
- i) The Bank recognizes income from interest on Loans & Advances, Commission, Brokerage, leave encashment benefits, dividends & Locker Rent on cash basis which is in contravention of **AS-09, "Revenue Recognition"** which requires income to be recognized on accrual basis. The impact of the same, if any, on the Financial Statements cannot be ascertained.
  - ii) The Bank has not disclosed the gross carrying amount and the accumulated depreciation at the beginning and at the end of the period, reconciliation of carrying amount at the beginning and at the end of the period, as required to be disclosed in accordance with **AS-10, "Property, Plant & Equipment"**
  - iii) The Bank has not provided for the Deferred Tax Liability or Deferred Tax Asset, if any, as at 31<sup>st</sup> March 2025 as required by **AS-22,**



**“Accounting for Taxes on Income”:** The impact of the same, if any, on the Financial Statements cannot be ascertained.

iv) The Bank has not made disclosure under AS -17 **“Segment Reporting”** as required in the RBI disclosure circular.

v. In Schedule 1, the bank is required to disclose details of issued, subscribed, called up, paid up capital, with the numbers and face value, paid up value etc., However, these are not disclosed.

**7. As required by Rule 27(2) of the Multi State Co-operative Societies Rules 2002, subject to the audit memorandum annexed to this report, we report on the matters specified in clause (a) to (f) of the said Rule to the extent applicable to the Bank:**

a) During the course of our audit, we have not come across transactions which appear to be contrary to the provisions of the Act, the Rules or the Bye-laws of the Bank.

b) During the course of our audit, we have not come across significant and material transactions which appear to be contrary to the guidelines issued by the Reserve Bank of India,

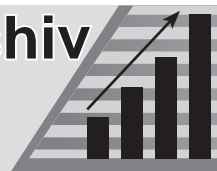
c) Based on our examination of accounts of the Bank, the money due to the Bank appear to be doubtful of recovery against which provision of Rs. 22427.45 Lakhs is made in the accounts (Advances categorized as doubtful and loss assets as per prudential norms are considered as doubtful of recovery) are detailed below :



# Janata Sahakari Bank Ltd; Dharashiv

Multistate Co-Op. Bank

**81<sup>th</sup> Annual Report 2024-25**



Category	Outstanding Balance
Doubtful Assets	19460.46
Loss Assets	4.85
Total	19465.31

d) As per the information provided to us and to the best of our knowledge, there are no credit facilities sanctioned by the Bank to the members of the Board or their relatives.

e) During the course of our audit, we have generally not come across any violations of guidelines, conditions, etc., issued by the Reserve Bank of India.

f) To the best of our knowledge, no other matters have been specified by the Central Registrar which requires reporting under these Rules.

**For Dhanraj Nogaja & Associates**  
**Chartered Accountants**  
**FRN 122617W**

**Dhanraj Nogaja**  
**Partner**  
**M.No. : 112163**

**Place : Solapur**

**Date : 02.05.2025**

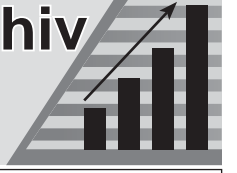
**UDIN: 25112163BMISZD9093**



# Janata Sahakari Bank Ltd; Dharashiv

Multistate Co-Op. Bank

81<sup>th</sup> Annual Report 2024-25



## ANNEXTURE 'A' परिशिष्ट अ

Name of the Bank	: JANATA SAHAKARI BANK LTD.DHARASHIV (Multistate Co-op. Bank)
बँकेचे नांव	: जनता सहकारी बँक लि धाराशिव (बहुराज्यीय बँक)
Head Office	: 24/28-30 24/33-38 Solapur Road Dharashiv 413501
मुख्य कार्यालय	: २४/२८-३० २४/३३-३८ सोलापूर रोड, धाराशिव ४१३५०१
Date & Registration No :	: MSCS/CR/106/12-7-2000(30-9-1933 No 2865)
दिनांक व नोंदणी क्रमांक	: एमएससीएस/सीआर/१०६/१२-७-२०००(३०-९-१९३३ नं. २८६५)
R.B.I. Licence No & Date	: UBD/MH/464 P/30-06-86
रिझर्व्ह बँकेच्या परवानगीची तारीख व क्रमांक	: युबीडी/एमएच/४६४ पी/३०-०६-८६
Jurisdiction	: Dharashiv, Latur, Solapur, Beed, Ahilyanagar District in (Maharashtra State) and Bidar District in (Karnataka State)
कार्यक्षेत्र	: धाराशिव, लातूर, सोलापूर, बीड, अहिल्यानगर जिल्हा (महाराष्ट्र) व बिदर जिल्हा (कर्नाटक राज्य)

(Rs. in Lakh)

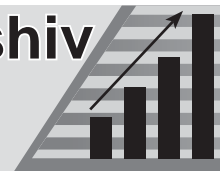
No. Of Branches including H.O. शाखांची संख्या(मुख्य कार्यालयासहित)		31
Membership सभासद	Regular नियमित	78279
	Nominal Borrower नाममात्र (कर्जदार)	9284
वसुल भाग भांडवल Paid up Share capital		7968.49
राखीव इतर निधी Total Reserves & other Fund		49834.45
भांडवल जोखीम पर्याप्त प्रमाण % CRAR %		24.81 %
ठेवी Deposits		187665.99
	1) Current चालू ठेवी	12688.18
	2) Saving बचत ठेवी	41000.11
	3) Fixed मुदत ठेवी	133773.71
	4) Other Deposits इतर ठेवी	203.99
कर्ज व अग्रीमे Loans & Advances		127010.86
	1) Secured सुरक्षित	126426.48
	2) Unsecured असुरक्षित	584.38
	3) Priority अग्रक्रम क्षेत्र	87.74 %
	4) Weaker Section दुर्बल घटक	12.18 %
घेतलेले कर्ज Borrowing		0.00
गुंतवणूक Investment		109662.73
	सरकारी कर्ज रोखे Govt. Securities	83008.73
	अंतर बँक मुदती ठेवी Inter bank term Deposit/investment	26654.00
निव्वळ एनपीए प्रमाण % NET NPA %		0.00 %
नफा Profit		4507.35
एकुण कर्मचारी संख्या Total Staff		418
प्रति कर्मचारी नफा Per Employee Profit		10.78
खेळते भांडवल Working Capital		255750.55



# Janata Sahakari Bank Ltd; Dharashiv

Multistate Co-Op. Bank

81<sup>th</sup> Annual Report 2024-25



Sr. No.	Bye Law No.	PRESENT WORDING	WORDING AFTER AMENDMENT	REASON FOR AMENDMENT
01	1(d)	<p><b>AREA OF OPERATION:</b> 1(d)The area of operation of the Bank shall be extend to the geographical and revenue limits of Osmanabad, Latur, Solapur, Beed&amp;Ahemadnagar Districts in Maharashtra State and Bidar District in Karnatka State. For any amendment in this regard, prior permission of the Reserve Bank of India and the Central Registrar of Co-operative societies shall be necessary.</p>	<p><b>AREA OF OPERATION:</b> 1(d)The area of operation of the Bank shall be extend to the geographical and revenue limits of whole state of Maharashtra and nearby district of Bidar, Kalburgi(Gulbarga) and Vijaynagar (Vijapur) of Karnataka State. For any amendment in this regard, prior permission of the Reserve Bank of India and the Central Registrar of Co-operative societies shall be necessary.</p>	<p>Currently, our bank serves the districts of Dharashiv (Osmanabad), Latur, Solapur, Beed, and Ahilyanagar (Ahemadnagar) in Maharashtra state, as well as Bidar District in Karnataka state. The members of the bank have collectively agreed to expand our reach to encompass the entire state of Maharashtra and Bidar, Kalburgi (Gulbarga) and Vijaynagar(Vijapur) districts in Karnataka. There are several compelling reasons to support this expansion of our area of operation:</p> <p>1)<b>Increased Reach:</b> Extending our services to the whole state of Maharashtra and additional nearby districts in Karnataka will allow us to reach a larger population and serve a broader customer base. This will enable us to provide financial services to more individuals and businesses, promoting financial inclusion and support economic growth in these regions.</p> <p>2) <b>Consistent Services:</b> By operating in a wider geographical area, we can offer consistent and reliable financial services to our customers across multiple regions. This will enhance convenience for our existing members and attract new customers seeking trustworthy banking solutions.</p> <p>3) <b>Strategic Growth:</b> The proposed expansion aligns with our bank's strategic vision for growth and development. By venturing into new territories, we aim to strengthen our presence in the banking sector, diversify our portfolio, and contribute to the socio-economic development of the communities we serve.</p> <p>4) <b>Member Support:</b> The decision to extend our area of operation has been met with overwhelming support and enthusiasm from our bank members. They believe that this expansion will not only benefit the bank but also bring positive impacts to the residents and businesses in the newly included regions.</p> <p>In light of the above reasons, we humbly request the Central Registrar of Co-operative Societies to grant us permission to extend the area of operation of Janata Sahkari Bank Ltd. Dharashiv to cover the entire state of Maharashtra and Bidar, Gulbarga, and Vijapur Districts in Karnataka. We are committed to upholding the principles of cooperative banking and serving our communities with integrity and dedication.</p>

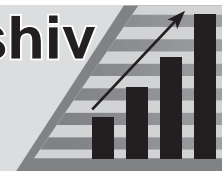




# Janata Sahakari Bank Ltd; Dharashiv

Multistate Co-Op. Bank

81<sup>th</sup> Annual Report 2024-25



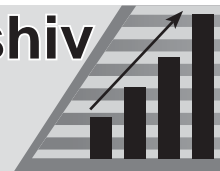
Sr. No.	Bye Law No.	PRESENT WORDING	WORDING AFTER AMENDMENT	REASON FOR AMENDMENT
02	31 (ix)	<p><b>DISQUALIFICATION FOR BEING A MEMBER OF BOARD :</b></p> <p>(ix)Is retained or employed as a legal practitioner on behalf of or against the bank on behalf of or against any other society which is a member of the former bank.</p> <p><b>(This clause has not approved by the Hon'ble CRCS)</b></p>	<p><b>DISQUALIFICATION FOR BEING A MEMBER OF BOARD :</b></p> <p>(ix)Is retained or employed as a legal practitioner on behalf of or against the bank, or on behalf of or against any other bank which is a member of the former society. Explanation-For the purposes of this clause, "legal practitioner" has the same meaning as in clause (i) of sub-section (1) of section 2 of the advocates Act, 1961 (25 of 1961);</p>	Amendment is required as per provisions of The Multi State Co-Operative Societies (Amendment) Act 2023
3	34 (a)	<p><b>POWERS AND FUNCTIONS OF BOARD OF DIRECTORS:</b></p> <p>(a)To elect the Chairman and Vice Chairman.</p> <p><b>(This clause has not approved by the Hon'ble CRCS)</b></p>	<p><b>POWERS AND FUNCTIONS OF BOARD OF DIRECTORS:</b></p> <p>(a)To elect the Chairman and vice Chairperson or president and Vice-President of the bank from amongst the elected members of the board in accordance with the direction of the Authority: Provided that the certificate of election shall be issued by the Chief Executive of the bank after conclusion of resolution by the board;</p>	As per Sec. 49 (2)(a)(aa) of Multi-State Co-operative Societies Act 2002
04	34 (ee)	<p>(ee) To make, alter, recind or abrogate the rules from time to time regarding the following :</p> <p>i) Deposits of all types, ii) Loans, advances and other banking business, iii) Travelling allowance to Directors and salaried staff, iv)Provident Fund, Bonus and gratuity, v) recruitment of the staff, vi) Service condition of the staff, vii) Election of the office bearers</p> <p><b>(This clause has not approved by the Hon'ble CRCS)</b></p>	<p><b>(ee) To make, alter, recind or abrogate the rules from time to time regarding the following :</b></p> <p>i) Deposits of all types as per Directives of Hon'ble RBI ii) Loans, advances and other banking business as per Directives of Hon'ble RBI iii) Travelling allowance to Directors and salaried staff as per approved by the AGM iv)Provident Fund, Bonus and gratuity as per provision of Respective law v) recruitment of the staff as per directives in this regard, vi) Service condition of the staff as per approved by the AGM vii) Election of the office bearers as per election authority.</p>	The rules framed for this purpose as per amendments in Respective laws and the resolutions in this regard approved by the Annual General Meeting of the bank.
05	41(f)	<p>The election of the members of the board shall be held in the general meeting of the members of the bank.</p> <p><b>(This clause has not approved by the Hon'ble CRCS)</b></p>	<p>The election of the members of the board shall be held in the general meeting of the members of the bank and elected members of the board shall, if the bye-laws of bank permit, be eligible for re-election.</p>	As per Sec. 45-J(4) of Multi-State Co-operative Societies Act 2002



# Janata Sahakari Bank Ltd; Dharashiv

Multistate Co-Op. Bank

81<sup>th</sup> Annual Report 2024-25



Sr. No.	Bye Law No.	PRESENT WORDING	WORDING AFTER AMENDMENT	REASON FOR AMENDMENT
06	41(g)	The term of office of the elected members of the board shall be five years from the date of elections. Provided that elected members shall continue to hold office till their successors are elected or nominated under the provision of MSCS Act or the rules. (This clause has not approved by the Hon'ble CRCS)	The term of office of the elected members of the board shall be five years from the date of elections. Provided that term of its office bearers shall be five years from the date of election and the term of office bearers shall be co-terminus with the term of the board.	As per Sec. 45-J(5) of Multi-State Co-operative Societies Act 2002
07	45	c) New amendment.	c) After appropriation as mentioned above in (a) and (b) bank may utilise remaining amount of profit for suitable purposes.	Bank is providing some amount every years since many years for various purpose other than those purposes mentioned in (a) and (b) of point no. as of bye-laws, wants to continue distribution.
08	65	<b>VACANCY IN THE BOARD OF DIRECTORS:</b> Vacancies in the board of directors occurring on account of death, resignation, disqualification or removal shall be filled in by election in the General Body from amongst the members. (This clause has not approved by the Hon'ble CRCS)	<b>VACANCY IN THE BOARD OF DIRECTORS:</b> The board may fill casual vacancies up to one-third of number of elected directors on the board by nomination out of the same class of members in respect of which the casual vacancy has arisen, if the term of office of the board is less than half of its original term. Provided further that in case the number of such casual vacancies in the same term of the board exceeds one-third of number of elected directors, such vacancies shall be filled by election	As per Sec. 45-J(5) provided clause of Multi-State Co-operative Societies Act 2002